

# My OOCL Center

## Booking 요청

My OOCL Center를 이용하여 OOCL booking을  
쉽고 간단하게 진행하세요.

※ 부킹 수정은 [okltcsv@oocl.com](mailto:okltcsv@oocl.com)을 통해  
이메일로 해주시기 바랍니다.

## 특징 및 장점

### ▶ 특징

- 웹상에서 booking을 작성하고 요청합니다.
- 이미 존재하는 booking으로 부터 간단하게 새 booking 작성이 가능합니다.
- booking 템플릿을 이용하여 편리한 booking 요청이 이루어 집니다.
- booking 요청 즉시 booking 번호를 부여 받습니다.

### ▶ 장점

- 24시간, 365일 booking이 가능합니다.
- 템플릿을 이용하여 booking 시간을 단축시킵니다.
- 정확하고 에러없는 booking 과정이 이루어 집니다.

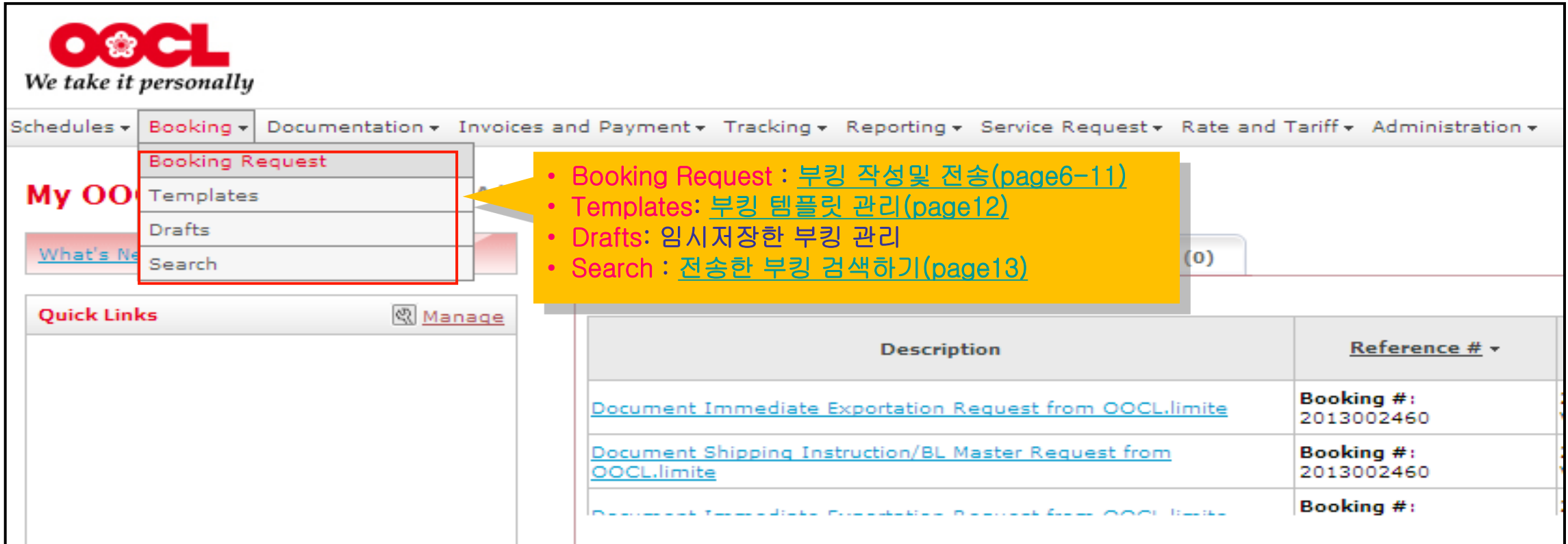
### ▶ MOC에서 가능한 booking은 다음과 같습니다.

- Cargo Nature = **General/ Reefer/ Dangerous /Awkward (신규추가)**
- Traffic Mode = **Full Container Load**

### ▶ 1회 booking 요청시 1개의 booking번호가 부여됩니다.

### ▶ MOC에서 booking 요청 후 실제 booking은 OOCL 담당자의 확인으로 이루어 집니다. ( MOC booking은 allocation, vessel schedule등 OOCL 사정으로 인하여 취소될 수 있습니다.)

### ▶ booking이 OOCL으로 부터 이루어지면 최종 확인 이메일이 보내 집니다.(일반 booking과 같음)



The screenshot shows the OOCL web application interface. The top navigation bar includes: Schedules, Booking, Documentation, Invoices and Payment, Tracking, Reporting, Service Request, Rate and Tariff, and Administration. The 'Booking' menu is expanded, showing options: Booking Request, Templates, Drafts, and Search. A yellow callout box points to the 'Booking Request' option with the following text:

- Booking Request : 부킹 작성및 전송(page6-11)
- Templates: 부킹 템플릿 관리(page12)
- Drafts: 임시저장한 부킹 관리
- Search : 전송한 부킹 검색하기(page13)

Below the navigation, there is a 'Quick Links' section with a 'Manage' button. The main content area displays a table with the following data:

Description	Reference #
<a href="#">Document Immediate Exportation Request from OOCL.limite</a>	Booking #: 2013002460
<a href="#">Document Shipping Instruction/BL Master Request from OOCL.limite</a>	Booking #: 2013002460
<a href="#">Document Immediate Exportation Request from OOCL.limite</a>	Booking #:

# Booking Request - 부킹작성하기

Schedules ▾ Booking ▾ Documentation ▾ Invoices and Payment ▾ Tracking ▾ Reporting ▾ Service Request ▾ Rate and Tariff ▾ Administration ▾

## Booking Request - New

My Favorite Templates:

**Details**

\* Required.  
Traffic Mode: FCL/FCL Tip

**Rate/Reference Information**

Rate Reference Number:    
 User References:    
 Rate Reference Number  
 Quotation Number  
 Service Contract Number  
 Standard Tariff Number

(Maximum 99 User References)

**Parties \***

Shipper or Forwarder is required. Enter the address or click "Find Party" to select the company name from a list.

**Shipper**

Company:    
 Street:   
 City:   
 County / District:  State / Province:   
 Country / Region:    
 Zip Code / Postal Code:

**Forwarder**

Company:    Copy from My Profile  
 Street:    
 City:   
 County / District:  State / Province:   
 Country / Region:    
 Zip Code / Postal Code:

**Contact Information**

First Name:  Last Name:   
 Phone:  -  -   
 [Country] - [Area] - [Local]

**Cargo**

Outbound Traffic Mode: FCL Full Container Load  
 Inbound Traffic Mode: FCL Full Container Load  
 Cargo Nature:    
 Cargo Descriptions:

\* 표시된 항목은 필수입력사항입니다.

① **Rate/Reference Information(운임계약번호)**

- OOCL과 계약된 운임계약 번호를 입력합니다.
- 번호를 모르시는 경우 담당 영업에게 문의하시기 바랍니다.
- 필수 사항이므로 부킹 진행을 위해서는 아무 숫자값이라도 입력하여야 합니다.

② **Parties**

- Shipper나 Forwarder중 한 party는 입력해야 합니다.
- Company, Street, City, Country/Region는 필수입력입니다.
- Country/Region에는 **South Korea**를 선택해주세요.
- Copy From My Profile을 선택하면 당사 정보가 입력됩니다.

③ **Cargo Nature**

- General
- Reefer(page 8-9 참조)
- Danger
- Awkward(page 10 참조)

④ **Cargo Descriptions**

- 화물 아이템을 입력합니다.

# Booking Request - 부킹작성하기

**5** Find From Sailing Schedule: 스케줄을 검색해서 선명을 찾습니다.  
Intended Vessel Voyage: 선명을 직접 입력할 수 있습니다.

**6** Destination City: \* Tip: hong kong  
**6** suggestions are displayed, enter the complete name of the city.  
**6** Hong Kong, Hong Kong  
**6** HongKong (Mid-S...  
**6** Routing(출발지, 도착지)  
 • Origin/Destination (출발지/도착지)를 입력합니다.  
 • 도시명을 입력하면 자동으로 검색을 합니다.  
 검색된 리스트에서 해당 도시를 선택하셔야만 vessel스케줄이 제대로 검색됩니다.

**7** Vessel Voyage: \*  
 Find From Sailing Schedule  Intended Vessel Voyage  
 Intended Date Range: \*  
 Sailing within 2 weeks from 23 Feb 2010  
 Arrival within 2 weeks by 08 Apr 2010  
**7** Sailing Schedule: \*  
  
**7** Vessel 스케줄 조회 및 선택  
 • 입력한 출발지, 도착지의 모선 스케줄을 검색합니다.

**8** Container Information

Quantity *	Size Type *	Cargo Weight * (per container)	Shipper Owned
1	40' General Purpose Container	1000 Metric Tons	

**8** Container  
 • 컨테이너 수량, 사이즈/타입, 중량, 중량 단위를 기재해주세요.

20GP = 20' General Purpose Container  
 40GP = 40' General Purpose Container

중량은 컨테이너 한개당 중량을 넣어주세요.

**9** Trucking and Haulage

Door Pickup: \*  Merchant (CY)  Carrier (Door)  
 Empty Container Pickup Request: Time: 22 Feb 2010, 11:05 Time Zone: South Korea, KRT (South Korea Time)  
**9** Trucking and Haulage  
 • 직접 CY반입을 하시는 경우엔 자가운송이든 라인운송이든 Merchant(CY)를 선택하면 됩니다.  
 • 엠티 픽업날짜를 지정해주세요.  
 • 날짜를 선택하면 Time zone은 필수로 지정되어야 합니다. South Korea로 선택해주세요

**9** Special Requirements

Miscellaneous Requirements:  Require Fumigation  
 Export Declaration: \*  
 Filing Electronically (Canada, China, and United States)  
 Submitting Forms (Canada, China, and United States)  
 No Export Declaration

TIP: 메뉴 > Administration > My Profile > Preference 탭에 있는 자주쓰는 타임존(Frequently Used Time Zone)을 South Korea로 세팅해놓으면 타임존 선택시 바로 위에 나타나서 쉽게 선택할수있습니다.

**10** Document Upload

Document Name	Select Document	Remarks	Actions
Select			X
Select			X

**10** Remark  
 다음사항은 비교난에 직접 영문으로 기입해주시기 바랍니다.  
 • 운송사 이름/연락처  
 • 픽업지 (부곡/부산)  
 • 부킹담당자/연락처 및 이메일 주소- 아이디에 등록된 담당자와 다른경우  
 • 실화주 정보

**10** Remarks for Entire Booking

Trucker Name, contact:  
 Pickup: Bugok or Busan  
 Booking contact: Rene Kim  
 Actual Shipper: DEF company

# Booking Request - 부킹작성하기

**Container Information**

Quantity *	Size Type *	Cargo Weight * <small>Tip</small> (per container)	Shipper Owned
1	40' General Purpose Container	Select	<input type="checkbox"/>
	Select	Select	<input type="checkbox"/>

↑ Cargo Weight is required.

[Add Container](#)

**Trucking and Haulage**

Door Pickup: \*  Merchant (CY)  Carrier (Door)

Door Delivery: \*  Merchant (CY)  Carrier (Door)

Empty Container Pickup Request: Time:  Time Zone:

↑ Time Zone is required.

**Special Requirements**

Miscellaneous Requirements:  Require Fumigation

Export Declaration: \*  Filing Electronically (Canada, China, and United States)  
 Submitting Forms (Canada, China, and United States)  
 No Export Declaration

Special Stowage: \*  Stow below Deck  
 Stow on Deck  
 No Special Stowage

**Document Upload**

Document Name	Select Document <small>Tip</small>	Remarks	Actions
Select	<input type="text"/> <input type="button" value="Browse..."/>		<input type="button" value="X"/>
Select	<input type="text"/> <input type="button" value="Browse..."/>		<input type="button" value="X"/>

[Add Document Tip](#)

**Remarks for Entire Booking**

Trucker Name, contact:  
Pickup: Bugok or Busan  
Booking contact: Rene Kim  
Actual Shipper: DEF company

NOTICE: We collect personal information on this site. To learn More about how we use your

Submit을 누른 후에도 다음 페이지로 넘어가지 않고 현재 페이지에서 아무 변화가 없을 때는 필수사항을 다 입력하지 않았을 때입니다. 화면을 스크롤해서 입력 내용을 살펴보면 해당 필드에 경고가 보입니다. 다시 입력하고 Submit을 누르세요.

11 작성이 모두 완료되면 Submit Booking Request를 클릭합니다.

Save as Draft : 작성한 내용을 임시로 저장  
Save as Template: 입력한 내용을 템플릿으로 저장해서 다음 부킹에 그대로 이용하려고 할때

## ▶ 냉동 컨테이너인 경우(1)

- Cargo Nature를 Reefer로 선택하면 Container디테일 부분에 Reefer Information 입력 화면이 나타납니다.
- Container Atmosphere를 우선 선택해야 합니다. (특정하지 않을시에는 Not Applicable을 선택하세요.)



**Reefer Information**

Container Atmosphere: \* Select   
↑ Container Atmosphere is required.

Temperature: \*  Select

Relative Humidity for De-humidification: Tip  %

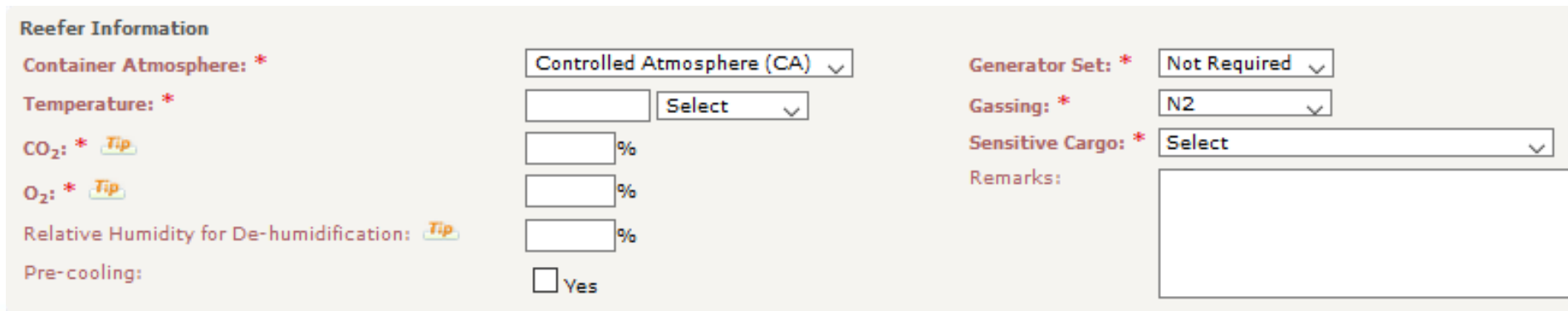
Pre-cooling:  Yes

Generator Set: \* Select

Remarks:

Select  
Select  
Controlled Atmosphere (CA)  
Regulated Atmosphere (RA)  
Magnum  
Not Applicable

1. CA 혹은 RA를 선택한 경우 : Co2/O2등 자세한 사항을 모두 입력합니다. (\* 표시부분은 필수 기재 사항입니다.)



**Reefer Information**

Container Atmosphere: \* Controlled Atmosphere (CA)

Temperature: \*  Select

CO<sub>2</sub>: \* Tip  %

O<sub>2</sub>: \* Tip  %

Relative Humidity for De-humidification: Tip  %

Pre-cooling:  Yes

Generator Set: \* Not Required

Gassing: \* N2

Sensitive Cargo: \* Select

Remarks:

▶ 냉동 컨테이너인 경우(2)

2. Magnum을 선택한 경우 : \* 표시부분 필수 기재 사항을 모두 입력합니다.

Reefer Information	
Container Atmosphere: *	Magnum
Temperature: *	[ ] Select
Relative Humidity for De-humidification: <small>Tip</small>	[ ] %
Pre-cooling:	<input type="checkbox"/> Yes
Generator Set: *	Not Required
Sensitive Cargo: *	Select
Remarks:	[ ]

3. Not Applicable을 선택한 경우 : \* 표시부분 필수 기재 사항을 모두 입력합니다.

- Ventilation: 환기창을 여는 경우에는 Unit을 degree로 하시고 %로 값을 넣어주세요.  
예) 1/2 여는 경우 -> 50

Reefer Information	
Container Atmosphere: *	Not Applicable
Temperature: *	[ ] Select
Relative Humidity for De-humidification: <small>Tip</small>	[ ] %
Pre-cooling:	<input type="checkbox"/> Yes
Generator Set: *	Not Required
Ventilation:	[ ] Select
Remarks:	[ ]

# Booking Request - 부킹작성하기

▶ Awkward 컨테이너인 경우(Open Top 또는 Flat Rack 등)

Cargo Nature에 Awkward를 선택하고 컨테이너 사이즈/타입을 선택하면 Dimension과 total size를 입력할 수 있는 칸이 나옵니다. 알맞게 입력해 주세요.

**Cargo**

Outbound Traffic Mode: FCL: Full Container Load      Inbound Traffic Mode: FCL: Full Container Load

Cargo Nature: \* Awkward      Cargo Descriptions: \*

---

**Routing**

Enter the first three characters of Origin City or Destination City and wait until a list of suggestions is displayed. If no suggestions are displayed, enter the complete name of the city.

Door Pickup: \*  Merchant (CY)    Carrier (Door)      Door Delivery: \*  Merchant (CY)    Carrier (Door)

Origin City: \*       Destination City: \*

Vessel Voyage: \*  Find From Sailing Schedule    Intended Vessel Voyage

Intended Date Range: \*  Sailing within  weeks from     Arrival within  weeks by

Sailing Schedule:

---

**Container (Note: If an item is over one ton, enter the Gross Weight per package in the Remarks section)**

**Container Information**

Quantity *	Size Type *	Cargo Weight * <small>(per container)</small>	Shipper Owned	Awkward Dimension *	Total Length *	Total Width *	Total Height *	Unit *
<input type="text"/>	20' Flat Rack Container	<input type="text"/> <input type="text"/>	<input type="checkbox"/>	<div style="border: 1px solid gray; padding: 2px;">           Select  <span style="background-color: #0070c0; color: white; padding: 2px;">Select</span>            Cargo In gauge            Cargo Out gauge            Breakbulk         </div>	<input type="text"/>	<input type="text"/>	<input type="text"/>	Select <input type="text"/>
<input type="text"/>	Select	<input type="text"/> <input type="text"/>	<input type="checkbox"/>	<div style="border: 1px solid gray; padding: 2px;">           Select            Cargo In gauge            Cargo Out gauge            Breakbulk         </div>	<input type="text"/>	<input type="text"/>	<input type="text"/>	Select <input type="text"/>

[Add Container](#)

- ▶ 입력한 정보에 이상이 없는 경우 부킹 요약 정보를 보여줍니다.

**Booking Request Summary**

**Details**

Traffic Mode: FCL/FCL Tip

---

**Rate/Reference Information**

Rate Reference Number: Rate Reference Number - 1  
User References:

---

**Parties**

Shipper	Forwarder
Company: Oocl Logistics	Company: Oocl Logistics
Street: Unit C, 3rd Floor, Harbour View CentNo. 4 Tran Phu Ngo Quyen District, Hai Phong Vietnam	Street: Unit C, 3rd Floor, Harbour View CentNo. 4 Tran Phu Ngo Quyen District, Hai Phong Vietnam
City: Ngo Quyen District	City: Ngo Quyen District
County:	County:
State / Province:	State / Province:
Country / Region: Vietnam	Country / Region: Vietnam
Zip Code / Postal Code:	Zip Code / Postal Code:
<b>Contact Person</b>	<b>Contact Person</b>
Name: [First Name] [Last Name]	Name: [First Name] [Last Name]
Phone:	Phone:

---

**Cargo**

Outbound Traffic Mode: FCL: Full Container Load	Inbound Traffic Mode: FCL: Full Container Load
Cargo Nature: General Cargo	Cargo Descriptions: ddd

---

**Routing**

Origin City: Busan, South Korea	Destination City: Hong Kong, Hong Kong
Intended Date Range: Sailing within 2 weeks from 01 Sep 2009	

- ▶ 확인한후 아래쪽 **Process Booking Request** 버튼을 누르면 부킹은 완료됩니다.

- **Modify**: 부킹내용을 수정할때
- **Save as Draft**: 부킹을 잠시 저장할때
- **Save as Template**: 부킹을 템플릿으로 저장할때

Modify	<b>Process Booking Request</b>
Save as Draft	Save as Template

- ▶ 완료되면 부킹번호가 부여됩니다.

부여된 부킹번호로 거래가 진행되며, 부킹 전송이 완료된것이 부킹확정은 아닙니다. 확정이 되면 부킹 시트(오더장-Booking Acknowledgement)를 보내드립니다.

### Booking Request Receipt

**Note: Your booking request has been received on 31 Aug 2009, 16:14.**

Receipt Details	
Traffic Mode: FCL/FCL <span style="color: orange; font-size: small;">Tip</span>	
<div style="border: 2px solid red; display: inline-block; padding: 2px;"> <b>Booking Number: 2500424180</b> </div>	<b>Internet Booking Reference Number: CS5838508152</b>
Booking Status Remarks:	<small>Currently, My OOCL Center only supports booking requests for General and Reefer Cargo. The Origin City and/or Destination City you have requested requires OOCL's review and approval.</small>
Reminder:	<small>This booking is in Pending status. Please do not initiate any empty equipment pickup until OOCL has provided exact empty pickup location.</small>

#### Rate/Reference Information

Rate Reference Number: Standard Tariff Number - 939393	Shipper Reference - NICK-ROMAN
User References: Government Export Number - 434lk2jhriopajlkjna	

#### Parties

**Shipper**

Company:	OOCL Logistics (China) Ltd
Street:	18-19F, OOCL Plaza No.841 Yan'an Zhong Road Shanghai 200040 China
City:	Shanghai
County:	
State / Province:	
Country / Region:	China
Zip Code / Postal Code:	200040

**Contact Person**

Name:	[First Name] [Last Name]
Phone:	

# Booking Request - 부킹컨펌

- ▶ 부킹 완료 후 1시간 이내 부킹시트(오더장 - Booking Acknowledgement)가 등록되어진 이메일로 보내드립니다. 다른 이메일로 받으시려면 부킹 시 remark에 별도 기입 바랍니다.
- ▶ **부킹 수정**이나 각종 문의는 부킹 시트에 기재된 이메일 주소나 [okltcsv@oocl.com](mailto:okltcsv@oocl.com) 으로 해주시기 바랍니다.
- ▶ 스페이스등의 문제로 바로 부킹 컨펌이 불가능한 경우 따로 연락드립니다.

From: PLEASE\_DO\_NOT\_REPLY\_INTERNAL@oocl.com  
 To: RENE KIM (IIS-ISD-OOCL/SEL)  
 Cc:  
 Subject: 3006969380 - OOCL Booking Acknowledgement (SEL)

BOOKING OFFICE : SEL  
 For any inquiries, please reply to: [rene.kim@oocl.com](mailto:rene.kim@oocl.com)

ORIENT OVERSEAS CONTAINER LINE LTD  
 BOOKING ACKNOWLEDGEMENT

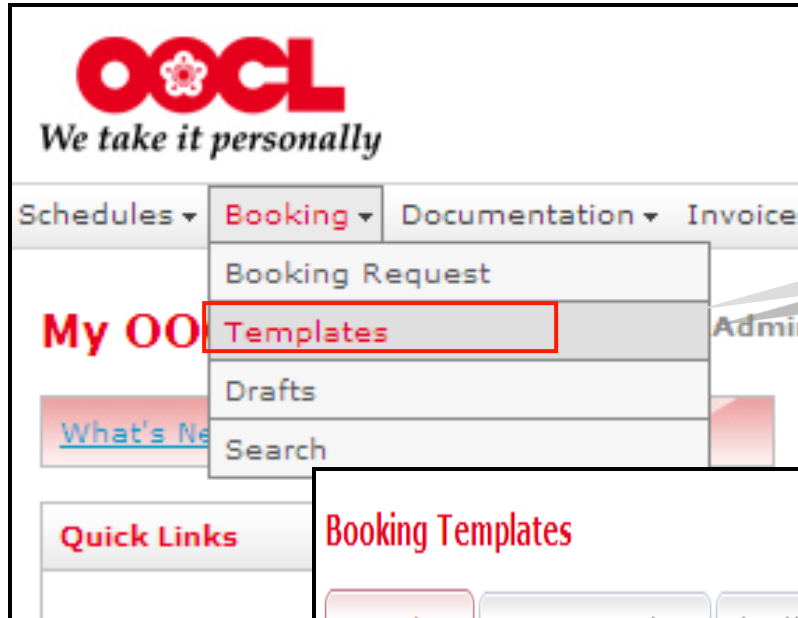
BOOKING PARTY : DUMMY 1 (FOR VERIFICATION)  
 FORWARDER : DUMMY 1 (FOR VERIFICATION)  
 CONTACT PERSON :  
 TO: SHIPPER : DUMMY 1 (FOR VERIFICATION)  
 CONTACT PERSON :  
 BOOKING NUMBER : 3006969380

INTENDED VESSEL/VOYAGE : HYUNDAI BRAVE 041W  
 PLACE OF RECEIPT : Pusan, South Korea  
 PORT OF LOADING : Busan ETD : 05 JAN 2015  
 PORT OF DISCHARGE : Hong Kong ETA : 09 JAN 2015  
 FINAL DESTINATION : Hong Kong, Hong Kong  
 INTENDED FCL CONTAINER DELIVERY CUT-OFF : 24 DEC 2014 14:00  
 LATE AND/OR INCOMPLETE SHIPPING INSTRUCTION SUBMISSION MAY RESULT IN  
 CONTAINER(S) SHORT SHIPMENT  
 DESPATCH QUANTITY  
 FCL QTY SIZE/TYPE : 1 X 20GP  
 COMMODITY : test  
 CARGO NATURE : GENERAL CARGO

DESPATCH INFORMATION

SEQ	SIZE/TYPE	QTY	C/M	INTENDED DATE	STUFFING TIME	EMPTY RELEASE DATE	EMPTY RELEASE TIME
1	20GP	1	0			19DEC2014	09:00

TRANSPORT VENDOR NAME:  
 EMPTY PICKUP LOCATION: Dongbu Pusan Container Terminal  
 626 Gamman Dong, Namgu,  
 Pusan, Korea. Tel 051 630 3431  
 Contact: Shim Bo  
 Facility code: 03012312



Templates - 자주 사용하는 부킹 내용을 저장한 후 쉽게 copy해서 부킹을 전송할 수 있습니다.

## Booking Templates

Template Name	Description	Shared	Favorite	Created	Last Modified	Actions
001test001	It's used for QTP Script,please don't remove it			27 Aug 2009, 16:45	27 Aug 2009, 16:45	
001test002	It's used for QTP Script,please don't remove it			27 Aug 2009, 16:53	27 Aug 2009, 16:53	
Associate Company's Template Copy3				25 Mar 2009, 19:00	25 Mar 2009, 19:00	

- 템플릿 열어보기 (View Template)
- 템플릿 수정하기 (Modify Template)
- 새 부킹으로 카피하기 (Copy to New Booking)
- 삭제하기 (Delete Template)

# Search - 전송한 부킹 검색

☞ Search - 전송한 부킹을 확인할 수 있습니다. 이 곳에서는 확인만 가능하며 수정요청은 할 수 없습니다.  
(전송 작업을 끝낸 부킹이 여기서 검색이 되지 않는다면 전송이 완료되지 않았음을 의미합니다. 재전송해야 합니다.)

### Previously Submitted Bookings Search

Search by ▲ Collapse

A maximum of the previous 6 months can be displayed.

Booking Date Range: From:  To:

Booking Number:

Reference Number:

Booking Number	Internet Booking Reference Number	Booking Party	OOCL Processed on	Status	Actions
<a href="#">2013002460</a>	<a href="#">CS4873076554</a>	OOCL Logistics	25 Jan 2010, 01:52	Pending	
<a href="#">2013002450</a>	<a href="#">CS4700419706</a>	OOCL Logistics	21 Jan 2010, 21:37	Pending	

• 전송일자별, 부킹번호별로 검색이 가능합니다.  
• 조건을 입력하고 Search 버튼 클릭

☞ 부킹 전송후 바로는 부킹번호를 클릭해도 부킹 내용을 볼 수 없습니다. 이것은 부킹이 아직 컨펌이 되지 않았기 때문이며 부킹확정이 된 경우에만 디테일이 나타납니다.

☞ Internet Booking Reference Number를 클릭하면 내가 작성한 부킹 내용이 보입니다. 이 내용은 부킹확정후 나타나는 내용과 다를 수 있습니다.

# Shipment Detail Search

- ▶ 부킹번호로 Shipment Detail을 검색시 나오는 화면입니다.

**Shipment Details - OOCL Booking Number 3045101350**

Last Modified: 13 May 2009, 16:22 Local

**Shipment Information**

**Status**

Booking Status: Confirmed ([Legal Disclaimer](#)) 부킹 status

Booking Status Remark:

Internet Booking Reference Number:

Status of Container: Fully Discharged 컨테이너 status

**Shipping Instructions**

SI Cutoff Time: 30 Apr 2009, 19:00 KRT 서류마감시간

SI Status: Not Received

Internet SI Reference Number:

**Advance Manifest Required**

Country	Reason
China	Port of discharge is in China

Linked Reference Number:

Cargo Cutoff Time: 01 May 2009, 19:00 KRT 카고마감시간

**OOCL Required Document Status**

---

<p><b>Shipper</b> OOCL Room no. 730, Royal Building 5, Dangju-dong Seoul, South Korea</p>	<p>Booking Number 3045101350 - <a href="#">Booking Party</a></p> <p>Bill of Lading Number 3045101350</p> <p><b>References</b></p> <table border="1" style="width: 100%; border-collapse: collapse;"> <thead> <tr> <th>Type</th> <th>Number</th> </tr> </thead> <tbody> <tr> <td>CSO/Agreement Number</td> <td></td> </tr> </tbody> </table>	Type	Number	CSO/Agreement Number	
Type	Number				
CSO/Agreement Number					
<p><b>Consignee</b></p>	<p><b>Forwarder</b> OOCL Room no. 730, Royal Building 5, Dangju-dong Seoul, South Korea</p> <p><b>Origin of Goods</b></p>				
<p>Place of Receipt Busan , South Korea</p> <p>Port of Load Busan</p> <p>Port of Discharge Shanghai</p>	<p>Traffic Mode FCL / FCL</p> <table border="1" style="width: 100%; border-collapse: collapse;"> <tr> <td style="width: 50%;">Door Pick up at Origin Not Required (Merchant Haulage)</td> <td style="width: 50%;">Outbound Drop and Pull Not Required</td> </tr> <tr> <td>Door Delivery at Final Destination Not Required (Merchant Haulage)</td> <td></td> </tr> </table>	Door Pick up at Origin Not Required (Merchant Haulage)	Outbound Drop and Pull Not Required	Door Delivery at Final Destination Not Required (Merchant Haulage)	
Door Pick up at Origin Not Required (Merchant Haulage)	Outbound Drop and Pull Not Required				
Door Delivery at Final Destination Not Required (Merchant Haulage)					

비엘번호를 클릭하면  
비엘정보가 나타납니다

# Shipment Detail Search

- ▶ 컨테이너 디테일과 출항 예정일시, 도착 예정일시, DEM/DET 라스트 프리타임 날짜정보를 보여줍니다.

Container			Cargo					
컨테이너 디테일		Size Type	Gross Weight	Marks & Numbers	Quantity/Type	Description of Goods Declared by Shipper	Gross Weight /Net Weight	Volume
<a href="#">OOLU373</a>	CA NO SEAL	20' General Purpose Container	15.0 TON	N/M	261 / Carton	General Cargo	KGS / 0.0	CBM

Routing Information		출항예정일시(estimated), 실제출항일(actual)/도착예정일시(estimated), 실제도착일(actual)				
Origin	Port of Load	Port of Discharge	Final Destination Hub	Destination	Vessel Voyage	
Busan , South Korea	Busan <u>03 May 2009, 15:00 KRT (actual)</u>	Shanghai <u>04 May 2009, 21:20 CCT (actual)</u>	Nantong Port Authority Container Co, Ltd 12 May 2009, 13:21 Local (actual)	Nantong , Nantong , Jiangsu , China	<a href="#">SAVANNAH EXPRESS</a> 025W	

Detention and Demurrage Information		DEM/DET 라스트 프리타임 날짜	
Container Number	At Origin		At Destination
	Demurrage Last Free Date	Earliest Return Date	Inbound 2in1
OOLU373	<u>09 May 2009, 23:59 KRT (estimated)</u>	<u>22 Apr 2009, 00:00 KRT (estimated)</u>	21 May 2009, 23:59 Local (estimated)

- ❖ 사용 시 어려움이나 문의 사항이 있으면 바로 연락 주시기 바랍니다.



GPIT-RPC  
김근애  
T: 02) 398-2368  
E: kimka@oocl.com