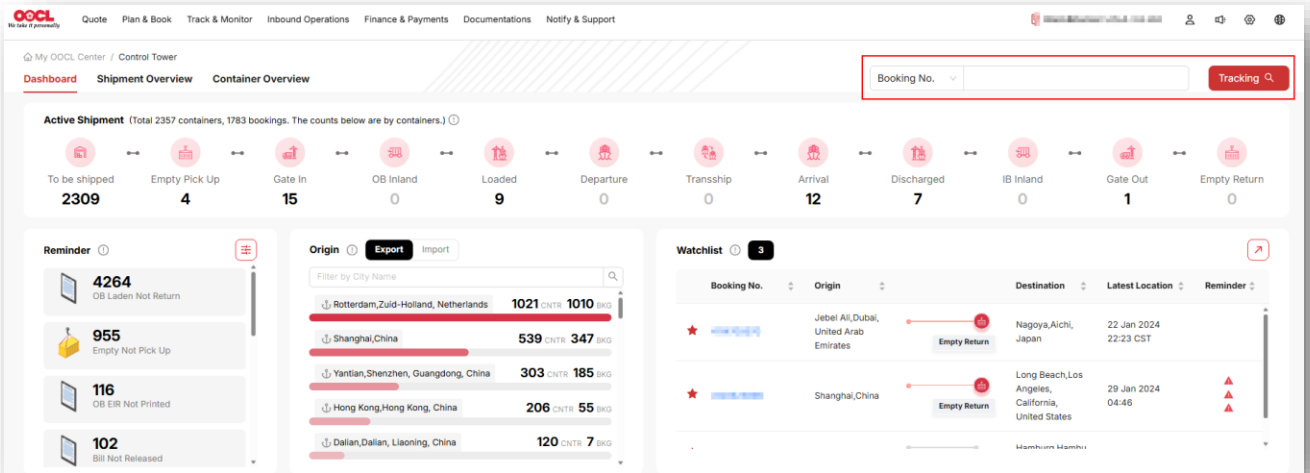


# VGM 정보 입력 및 제출 가이드

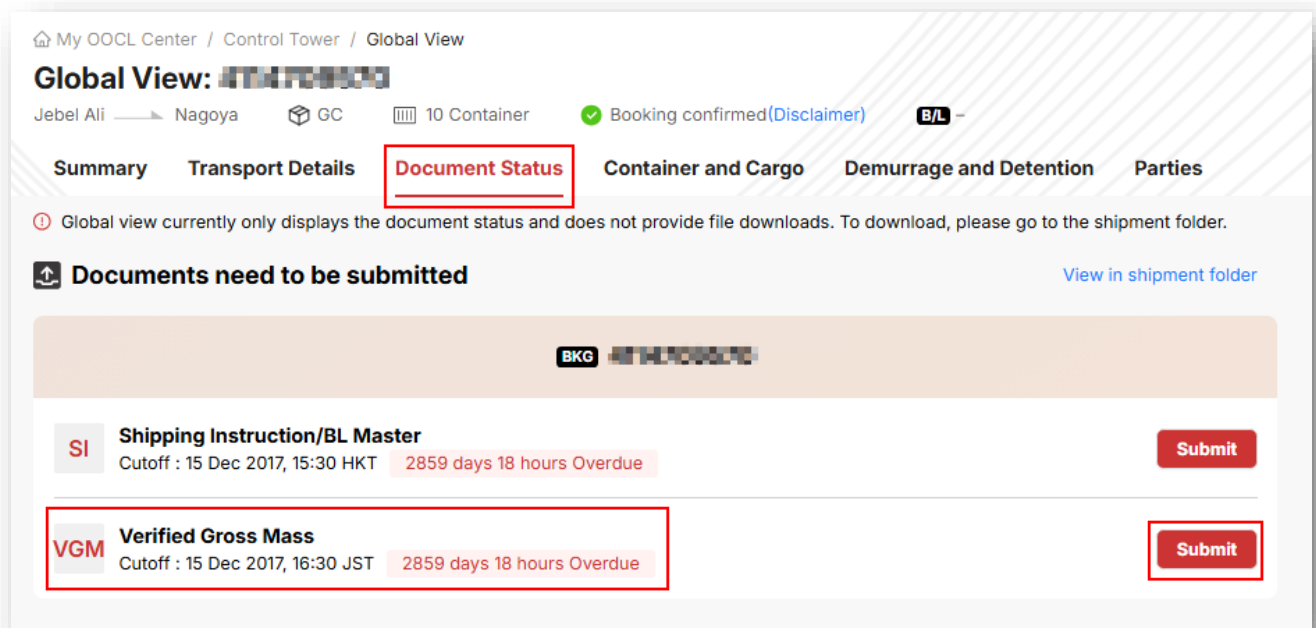
## 1. MOC에서 VGM 입력 화면 가기

### 방법 1)

MOC 메인페이지 화면 오른쪽 상단 Booking NO입력 컬럼에 해당 부킹 번호를 입력하고 Tracking버튼을 클릭하면, 해당 부킹 디테일이 조회됩니다.



Document Status 탭에 Verified Gross Mass의 Submit버튼을 클릭합니다.



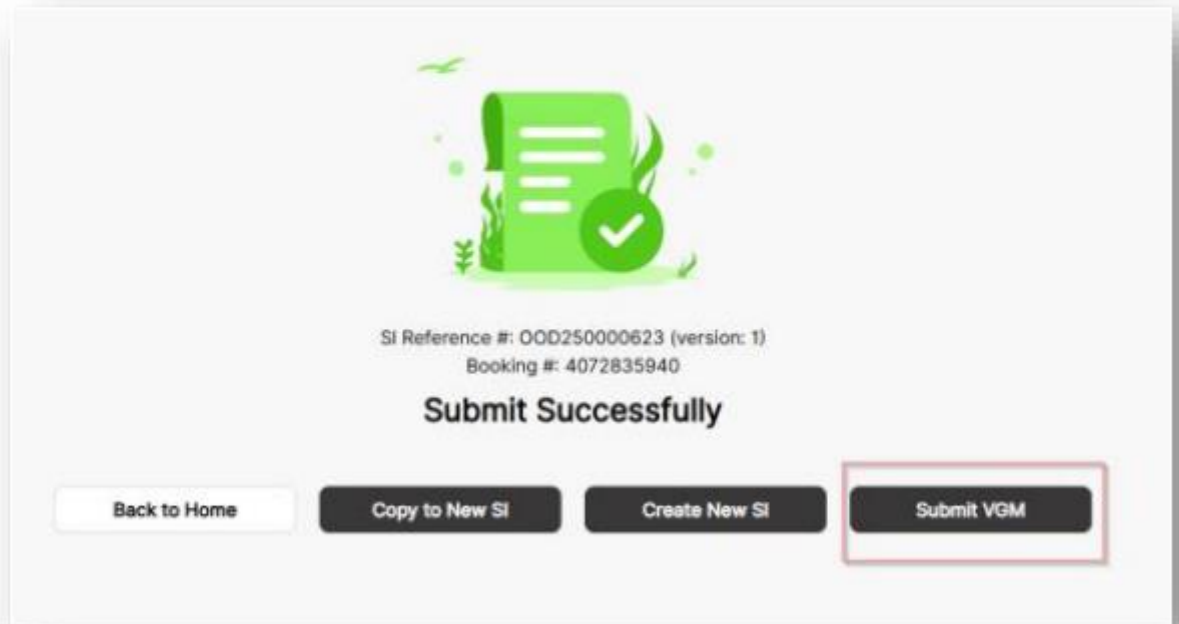
**방법 2)**

SR 전송 시 VGM을 제출할 수 있습니다.

[SmartDoc\(Shipping Instruction 전송 시스템\) 20페이지 참조.](#)

**9. VGM 제출 방법**

- SI 제출 후 "Submit VGM" 클릭



2. VGM 제출 내용 입력하기.

- (\*)표시 필수사항을 모두 입력합니다.

**VGM Submission**

**Details**

Booking Number: 2573432220  ←

Port of Loading: \* Nhava Sheva (INNSA)

Vessel Voyage: TESSA 621

**Party Information**

Shipper:  Add this company to Address Book

Name: Stanley Tools New Britain Plant

Phone:

Authorized Person Signature: \*  ←

Address: 600 Myrtle Street

Country: United States State/Province: Connecticut

**Container Information**

Container Number*	Weighing Method <i>Tip</i>	Verified Gross Mass*	VGM Reference <i>Tip</i>
VGMU900087-9	Select	0	Select

[Add Container](#)

**Weighing Method**  
중량 측정 시 Method1/Method2 중에 택일하여 시행한 후 기재합니다.

- **Method 1** : 검교정되고 증명된 기기를 사용하여 Packed Container 중량 측정
- **Method 2** : 화물/포장재/기타 고박장치등 무게 + CNTR Tare Weight 합산

- Method 2 선택 후, Verified Gross Mass 입력부분에 계산기 버튼을 누르면 Tare Weight 를 불러오고 측정된 내용 중량을 입력하면 총 측정 중량이 계산됩니다.

**Party Information**

Shipper:  Add this company to Address Book

Name: Stanley Tools New Britain Plant

Phone:

Authorized Person Signature: \*

Address: 600 Myrtle Street

Country: United States State/Province: Connecticut

**Container Information**

Container Number	Weighing Method <i>Tip</i>	Verified Gross Mass*	VGM Reference <i>Tip</i>
VGMU900087-9	Method 2	<input type="text"/>	<input type="text"/>

[Add Container](#)

**Calculator**

Unit\* Kilograms

Tare Weight\* 1520 Kilograms

Cargo + Contents Weight\* *Tip*  Kilograms

Total Weight 1520 Kilograms

Populate this Total Weight as Verified Gross Mass

### 3. 제출 내용 확인하기.

- 해당 부킹의 VGM status가 'submitted'로 변경됨
- Submit버튼을 누르면 전송된 내역 확인 및 재전송 가능

The screenshot displays the 'Global View' interface for a shipment from Shanghai to Hamburg. The 'Document Status' tab is active, showing a list of documents. A red box highlights the 'VGM' document, which has a 'Submitted' status and a 'Submit' button. The 'Shipping Instruction/BL Master' document also has a 'Submit' button. A notification at the top states: 'Global view currently only displays the document status and does not provide file downloads. To download, please go to the shipment folder.' Below this, a section titled 'Documents need to be submitted' lists the documents.

My OOCL Center / Control Tower / Global View

**Global View:** [Redacted]

Shanghai → Hamburg GC 1 Container Booking confirmed(Disclaimer) B/L -

Summary Transport Details **Document Status** Container and Cargo Demurrage and Detention Parties

ⓘ Global view currently only displays the document status and does not provide file downloads. To download, please go to the shipment folder.

📄 Documents need to be submitted [View in shipment folder](#)

**BKG** [Redacted]

SI	<b>Shipping Instruction/BL Master</b> Last submitted on 23 Jul 2025, 11:45 CST	Submit
VGM	<b>Verified Gross Mass</b> Last submitted on 23 Jul 2025, 11:23 CST	Submit