

CUSTOMER

NEWSLETTER

February 19, 2021

Inside This Issue:

[Introduction](#)

[Transpacific Latin Pacific 3 \(TLP3\) Service](#)

[Hazardous cargo booking information](#)

[Bill of lading amendments](#)

[Canadian National Railway \(CN\) winter operations](#)

[My OOCL Center: Creating a reefer booking](#)

[Pro-Tip: Terminal website list for ERD](#)

[Keeping us connected—we take it personally!](#)



OOCL
We take it personally

Dear Valued Customer,

Thank you for your interest in our newsletter.

We hope you find our most recent edition informative and please contact OOCL for your ocean transportation needs.

OOCL
We take it personally.

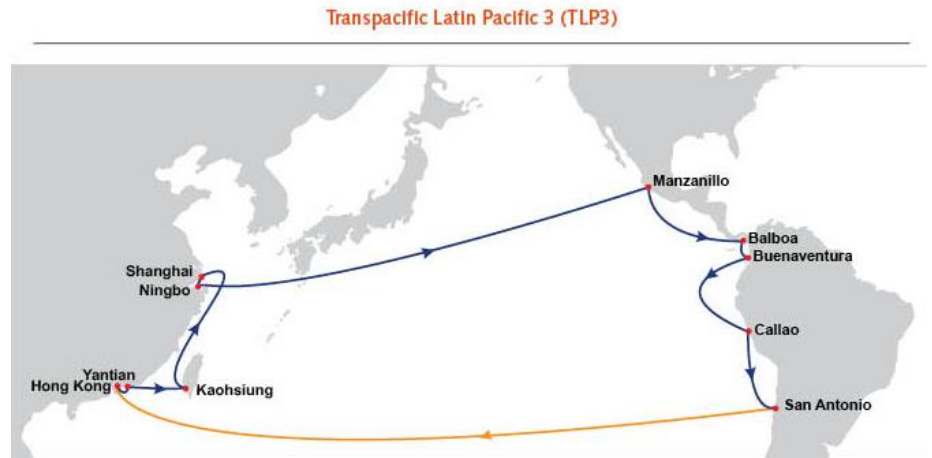
[Return to Top](#)

Transpacific Latin Pacific 3 (TLP3) Service

The Transpacific Latin Pacific 3 (TLP3) offers competitive service and scheduling options for your shipments in the Latin America region with the **shortest transit time in the market between Central China and Mexico** (Ningbo to Manzanillo).


Featuring premier handling for your refrigerated needs, TLP3 is the best in the marketplace to transport popular commodities such as cherry and other fruits exported from Chile.

To cater the demand for quality reefer services from West Coast South America to Asia, the TLP3 network connection offers excellent transit time from Chile to Southern China ports and a competitive transit time of only 26 days (San Antonio to Hong Kong). For questions or enquiries about the TLP3 product, please contact your sales representative.



Port rotation for TLP3:

Hong Kong – Yantian – Kaohsiung – Shanghai – Ningbo – Manzanillo (Mexico) – Balboa (Panama) – Buenaventura (Colombia) – Callao (Peru) – San Antonio (Chile) – Hong Kong



“ Since the arrival of the TLP3 service, OOCL offered a special transit time of 21 days, and the products arrived in perfect condition to destination to achieve a better sale price in a very competitive market within the Chilean cherries.

The arrival of OOCL in Chile has given us several shipping options for loads that we control, providing excellent service and problem solving if any issues are surfaced. The TLP3 service has launched at the perfect timing and we utilize it to keep moving fresh grapes to Hong Kong.”

[Return to Top](#)

Hazardous cargo booking information

To facilitate the booking submission of your hazardous cargo, please find below important information regarding the acceptance process.

- **Vessel Operator and Port:** All hazardous shipments are subject to acceptance by vessel operator, port of loading, port of discharge, transship port and final destination approval prior to container delivery at point of origin.
- **Document Upload:** Documents related to Hazardous (Dangerous Goods) shipments must be uploaded under appropriate document name via our online platform, My OOCL Center (MOC) at www.oocl.com.
- **Preliminary DG:** Preliminary DG documentation must:
 - Be provided same day as booking registration.
 - Be uploaded to MOC as "Preliminary DG Certificate."
- **Port Restrictions:**
 - YTI/LA requires the final DG document 24 hours prior to arrival.
 - Port of Houston requires shippers to submit final DG documents via hazpro@poha.com.
 - Maher Terminal in NYC requires shippers to send all hazardous documentation to this email address: hazdoc@maherterminals.com prior to the arrival of the container. The subject line must include the vessel name and container number.
- **Material Safety Data Sheets:** Material Safety Data Sheets/Safety Data Sheets to be uploaded to MOC as "Material Safety Data Sheet."
- **Special Certificates:** Special Certificates of approval to be uploaded to MOC as "Certificate of Conformance".
- **Tank Information:** Tank Certification/Tank Container Periodic Inspection Report must be provided for DG tank containers indicating tank is under current certification.
- **DG Documentation Review:** It can take up to one business day to review documentation for DG bookings. OOCL may require additional documentation due to OOCL's our own regulations in addition to the IMDG regulations.
- **Final DG Documentation:** Final DG documentation including container number information must:
 - Be received no later than two business hours prior to receipt of cargo at origin and one business day in advance of dispatch and rail billing request.
 - Be uploaded to MOC as "DG Certificate for International Transportation".

Bill of lading amendments

There are multiple ways to submit your bill of lading (BL) amendments. We have provided below the preferred methods:

- BL amendment can be requested via our online platform, My OOCL Center (MOC).
- Amendments may also be accepted via EDI or via the same email address as the shipping instruction submission. Documentation email contacts can be found at this [link](#).
- You may also contact our documentation team at 1-800-822-6625 for any questions related to BL amendments.
- For BL amendment fees, please refer to our online tariff at oocl.com (Rules C-12 and D-14).

Canadian National Railway (CN) winter operations

OOCL's rail vendor partner, the Canadian National Railway (CN), shared a video on the effects of cold weather on rail operation in Canada. Particularly, the long stretch between East of the Rockies down to the upper Midwest has been impacted by a Polar Vortex with temperatures reaching -30C/-22F, -35C/-31F, -40C/-40F after sundown.

For more information, please visit their [site](#) or watch the video below.



[Return to Top](#)

My OOCL Center: Creating a reefer booking



MOC- My OOCL Center



Creating a Reefer Booking

To facilitate the reefer booking submission, you can utilize the simple steps below to submit your reefer bookings via My OOCL Center.

- 1** Log into MOC and click on “Booking” option from the main menu and then select “Booking Request”. Fill in the required fields (*).
 - Service Contract Number or rate reference #
 - Party information – add the Shipper & Forwarder. Consignee is optional.
 - Cargo Nature – General, **Reefer** and Dangerous (Hazardous).
 - Cargo Descriptions– Add appropriate description.
 - Select Routing:
 - Door Pick up: Select Merchant (CY) or Carrier (Door)
 - Door Delivery: Select Merchant (CY) or Carrier (Door)
 - Add the Origin City
 - Add the Destination City
- 2** Navigate through the sailing schedule options and click on the “Find Sailing Schedule” button. Review and select the appropriate sailing schedule by clicking on the “Book” button.
- 3** Provide container information including total quantity, select size type and provide cargo weight.
- 4** Input reefer information.
 - Container Atmosphere – select choice.
 - Generator Set- select choice.
 - Temperature – preferred in Celsius.
 - Relative humidity for De-humidification – add percentage.
 - Pre-cooling- check box. If required, click Yes.
 - Emergency Contact.
- 5** Provide trucking information (carrier door move only). Skip this step if Merchant (CY) routing. Click add appointment and add door information and save.
- 6** Add any booking remarks if you have special instructions for OOCL.
- 7** Click on “Submit Booking Request” button. Review and validate that booking information is accurate. Then click on “Process Booking Request.”



Pro-Tip: Terminal website list for ERD

PRO TIP

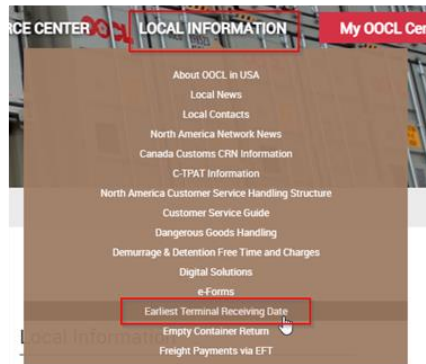
Terminal Website List for Earliest Receiving Date

To further assist in maintaining visibility on the Terminal Earliest Receiving Date (ERD) for North America export shipments, OOCL provides a consolidated list of all terminal website links where ERD information can be obtained.

Note: The ERD is not the DFRD. The DFRD date is the first date that you may tender an export container without incurring OOCL demurrage. Delivering containers too early will result in OOCL outbound demurrage being charged per our tariff rules, regardless of the marine terminal's earliest receiving date. **When utilizing the ERD and DFRD information, use the latest date to deliver the loads.**

1 Visit OOCL.com

On the top-left corner of the page, click on “Change Location” and then select “Americas” and then “USA.” Then click on “Local Information” from the main menu and select “Earliest Terminal Receiving Date”. Alternatively, you can click on this [link](#).



2 Click on the excel file

Earliest Terminal Receiving Date

North America Export First Receiving Date

Terminal website links are available in the Excel file below. Please refer to (ERD)



Terminal Earliest Receiving Dates (ERD)						
ERD-Earliest Receive Date, DFRD-Demurrage Free Receive Date						
The ERD is not the DFRD. The DFRD date is the first date that you may tender an export container without incurring OOCL demurrage. Delivering containers too early will result in OOCL outbound demurrage being charged per our tariff rules, regardless of the marine terminal's earliest receiving date. Outbound demurrage applies equally to merchant and carrier haulage. The DFRD will be printed on your Booking Acknowledgement						
Country	Region	Port City	Port Code	Terminal	Website	
Canada	QC	Montreal	MTRO2	Hebrew Container Terminal	http://www.ha-terms.com/	
Canada	QC	Montreal	MTRO2	Fairview Cove Container Terminal (Caresong)	https://www.portofmontreal.ca/facilities/type-facilities/terminals/aires-views-cove-container-terminal/	
Canada	QC	Montreal	MTRO2	Montreal Gateway Terminals (C&S)	https://www.mgt.com/terminal.php	
Canada	QC	Montreal	MTRO2	Terminet Terminal inc. (MacIsaac)	http://www2.terminet.com/vessel-schedule/	
Canada	QC	Montreal	MTRO2	Terminet Terminal inc. (Viva)	http://www2.terminet.com/vessel-schedule/	
Canada	QC	Prince Rupert	PRUC2	OP World Prince Rupert (Fairview Terminal)	http://www.superport.com/shiping/terminal/fairview	
Canada	BC	Vancouver	VAN02	Vanterm	http://webservices.globalterminals.ca/canada/sites/default/files/VVesselSchedule.pdf	
Canada	BC	Vancouver	VAN02	TSI Delaport	http://webservices.globalterminals.ca/canada/sites/default/files/DPVesselSchedule.pdf	
Canada	BC	Vancouver	VAN09	Centrom	http://www.portofvancouver.ca/client-centre/vessel-berth-req	
Mexico	MEX	Alicante	ALCT2	Puerto de Alicante	http://www.puertoalicante.com/mx/es/000000/Inicio	
Mexico	MEX	Veracruz	VER02	Puerto de Veracruz	http://puertoportos.com/vn/	
United States	Gulf	Houston	HOU05	Bayport Container Terminal	https://port-houston.com/terminal-0500/containers/terminal-0500/vessel-schedules-arrivals	Click on vessel schedule link to see ERD
United States	Gulf	Mobile	MOB02	APM Terminals Mobile	http://www.apmterminals.com/en/operations/north-america/mobile	
United States	Gulf	New Orleans	NEW02	Napoleon Terminal	http://na1.us101.net/PortAmerica.com	This will download an application from Port America
United States	NW	Seattle	SEA04	Terminal 30 (T30/SA Marine)	https://www.massportfl.com/terminal-30/terminal-30-report-receiving-dates	
United States	NW	Seattle	SEA10	Terminal 18 (T18/SW Seattle)	https://www.massportfl.com/terminal-18/terminal-18-report-receiving-dates	
United States	NW	Tacoma	TAC09	Port of Tacoma Terminal (East from Tacoma Terminals)	https://www.massportfl.com/terminal-09/terminal-09-report-receiving-dates	
United States	NC	Bechtone	BECH2	Port America Chesapeake LLC	https://www.portamerica.com/terminal/Bechtone	
United States	NC	Boston	BO507	Conley Terminal	https://www.massport.com/conley-terminal/vessel-schedule/	
United States	NC	New York	NYC07	APM Port Elizabeth (Universal Maritime Services Corp)	http://www.apmterminals.com/en/operations/north-america/port-elizabeth	Click on Maher Container Terminal Open Vessels link
United States	NC	New York	NYC14	Maher Terminal	http://www.maherterminals.com/operations/	Click on Maher Container Terminal Open Vessels link
United States	NC	Norfolk	NOR04	Virginia International Gateway (VIG)	http://www.portofvirginia.com/terminal/vessel-schedule/	

[Return to Top](#)

Keeping us connected—We take it personally!

Faced with our ongoing health challenges in the global community, OOCL's virtual network capabilities and mobile applications are used to keep trade moving, your businesses running, and our relationships are closer than ever.

By working together, we can overcome any challenges and achieve wonders.

Teamwork
Collaboration

Community Responsibility

Excellence Through Quality

Customer Focus

People, People, People

Keeping us Connected

We Take it Personally!

