

CUSTOMER

NEWSLETTER

March 4, 2022

Inside This Issue:

[Introduction](#)

[New Product: Real Time Release](#)

[Industry Highlights: Seafarers crew management](#)

[Did you know: the best way to protect your password?](#)

[My OOCL Center: Adding a new user](#)

[Pro-Tip: Rail pick up number](#)

[TPM22 Conference](#)



OOCL
We take it personally

Dear Valued Customer,

Thank you for your interest in our newsletter.

We hope you find our most recent edition informative and please contact OOCL for your ocean transportation needs.

OOCL
We take it personally.

[Return to Top](#)

New Product: Real Time Release



NEW PRODUCT!

REAL TIME RELEASE

NY/NJ Demurrage Payment e-Portal

OOCL's Real Time Release platform is an online payment portal that facilitates the demurrage payments for our import shipments moving through the New Jersey/ New York Terminals.

FEATURES



Instant payment confirmation and cargo release



Online import release status query



Easy to access online invoice and payment record



Online import demurrage information query



DEM calculation, invoice and payment submission in one stop shop



Visibility of container status

INSTANT CARGO RELEASE



Real Time Release is a user-friendly tool that provides easy navigation and requires only a bill of lading number or a container number to start the process.



24/7 access to pay your demurrage charges. Once payment process is complete, you will receive an email confirmation and your cargo should be released within 30 minutes.

CONTACT US

OOCLECOM@oocl.com

[Return to Top](#)

Industry Highlights: Seafarers crew management



Seafarers are the cornerstone of the maritime industry, providing transportation for about 90% of world trade. According to the *2021 Seafarer Workforce Report* from BIMCO and the International Chamber of Shipping (ICS), there are 1.89 million seafarers operating more than 74,000 vessels around the globe, responsible for the safe operation of the complex machinery.

As seaborne trade continues to expand, there is a shortfall of 26,240 STCW certified officers in 2021, indicating the **demand for seafarers has outpaced supply**. ICS predicts that by 2026, the world merchant fleet will require an additional 89,510 officers to operate. Hence, getting the right crew on board has become more important yet challenging than ever.



OOCL's Fleet Management Department

Our Fleet Management Department's (FMD) Fleet Personnel Section (FPS) is responsible for the sustained recruitment of high caliber, experienced and qualified sea staff to ensure our fleets are operated with a high standard crew who supports FMD's safety and environmental protection policies.



Screening

When recruiting crew members, the recruitment and training officer shall verify the qualification of each applicant per their Crew Application Form, Certificates of Competencies (COC), Seafarers' Record Book (SRB), Health Declaration, STCW Certificates and travel documents.



Interview

Top candidates shall participate in one or two interviews with the designated person, such as instructors of the OOCL Maritime Academy, to further assess their eligibility and go through the terms and conditions of employment.

Two rounds of interview are compulsory for the positions of keymen. Prior to the recruitment for different level positions such as Master and Chief Officer, the fleet personnel shall liaise with the Nautical Safety Section (NSS) to arrange interviews.

Did you know: the best way to protect your password?



Did you know?

When utilizing our online platform My OOCL Center, we recommend the following password requirements to further strengthen and protect your account usage.

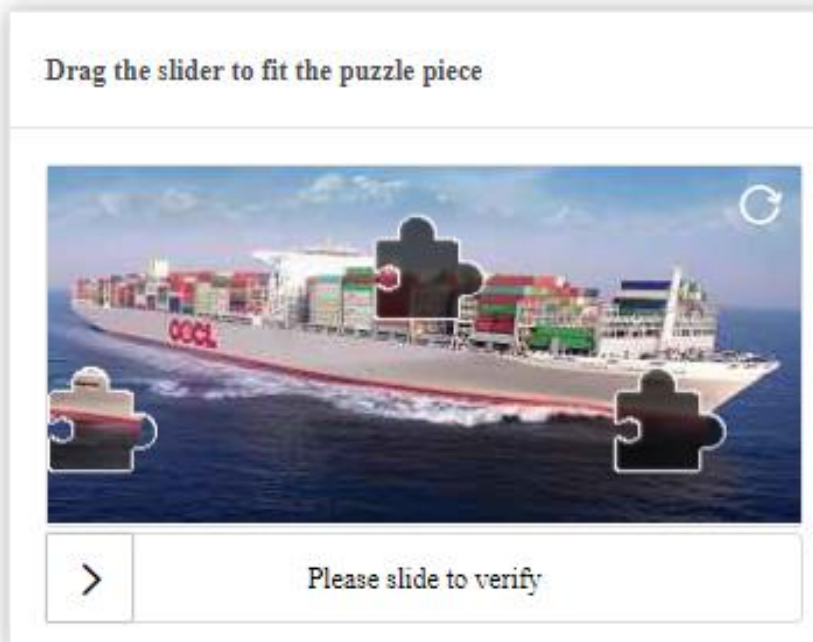
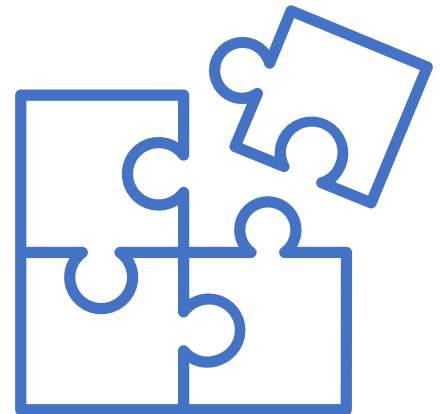
Password Requirements

- A minimum length of 8 characters.
- A combination of at least 3 out of the following 4 criteria: upper case letter, lower case letter, numeric digit, and special symbols.

Note: Part of username/user ID/company name, common words, simple and consecutive letter combination, number combination (abc, cde, def, qwe, 123, 456, 147,258, 111, 666...) cannot be used in new strong password.

CAPTCHA

On OOCL.com, we have featured the CAPTCHA security to add additional challenges to prevent bot activity. To complete the CAPTCHA verification process, slide the bar to align with the missing puzzle piece. Once verification is done, you will be able to proceed in obtaining information from the site.



[Return to Top](#)

My OOCL Center: Adding a new user



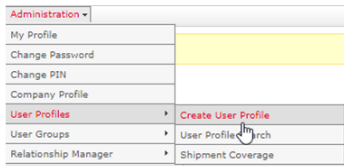
MOC- My OOCL Center



Administrator Adding a new user

Once your company has a registered account with My OOCL Center, the administrator can add new users who can access MOC's shipment modules. Please follow the below steps for adding new users.

- 1 The administrator will log into MOC and click on the "Administration" option from the main menu. Then select "User Profiles" and click on "Create User Profile".



- 2 Fill in the required fields (*) for "User Profile" and "Preferences" tabs.

User Profile - New

Primary Information * Preferences * Access E-mail Subscriptions

PLEASE NOTE: All changes made in this screen page will also be correspondingly updated.

* Required.

User Name & User ID

User Name: *

Name in Local Language: English

User ID: *

Contact Information

E-mail Address: *

Primary Phone Number: *

User Profile - New

Primary Information * Preferences * Access E-mail

PLEASE NOTE: All changes made in this screen page will also be correspondingly updated.

* Required.

General Preferences

Preferred Time Zone: * Select

Preferred Language: * English

Preferred E-mail Format: * Text Format HTML Format

- 3 Then click the "Access" tab. Click "Standard Access" and then the button (>>) to move it to the right column. Then click the "Confirm" Button. Blue checkbox shows user's Access functions. De-select if necessary and click on "Save."

Select User Group

User Management Coverage

Access to the Following Services

Management

Shipping

Shipping Subscriptions

*The system will auto generate the user id and a temporary password to the user's email address.



Advantages



24/7 online access



Control user access within your company account to ensure staff changes are up to date.



Manage pushed reports to users within the same account.



Add and delete users per company's needs.



Ability to limit user profile access based on their responsibilities (e.g.: booking, documentation, import).



Expedite and save time by adding new users on a self-service basis.

[Return to Top](#)

Pro-Tip: Rail pick up number

PRO TIP Rail Pick Up Number

Do you need the rail pick up number? The easiest way to obtain this information is via our My OOCL Center (MOC).

Please note that in order for you to see the Rail Pick up number online it is required that:

1. You are a legal party of the Bill of Lading.
2. The container has arrived and grounded.
3. Customs status is updated, released and received in our system.
4. All charges are paid.

1 Log into MOC

Log into your "My OOCL Center" at www.oocl.com with your user ID and password.

2 Select "Shipment Details"

Near the bottom of the screen, select "Shipment Details" and input your B/L Number and click on the "Search" button.

Search	
Search by:	<input type="radio"/> Cargo Tracking <input checked="" type="radio"/> Shipment Details <input type="radio"/> Shipment Folder
Bill of Lading Number:	<input type="text" value="1234567890"/> <input type="button" value="Search"/>
Booking Number:	<input type="text"/> <input type="button" value="Search"/>
Container Number:	<input type="text"/> <input type="button" value="Search"/>
Reference Number:	<input type="text" value="Select"/> <input type="button" value="Search"/>

3 Go to Intermodal Details at Destination

Upon search results page, you will find the column "Rail Pick Up Number" towards the bottom of the page under "Intermodal Details at Destination."

Detention & Demurrage Information at Destination			
Container Number		Trucker	Demurrage Last Free Date
OOLU907037			
OOLU537905			
Container Number	Rail Pick Up Number	Trucker	Job Order Number (Creation Time)
OOLU537905-0		BNSF	
OOLU907037-2		BNSF	



OOCL
We take it personally

[Return to Top](#)

TPM22 Conference

TPM is the trans-pacific premier conference for the global container shipping and logistics community. Founded in 2001, TPM annually presents the industry's most in-depth program covering topics that affects container shippers in North America and globally.

The conference is organized by The Journal of Commerce (JOC) within HIS Markit and it was held on February 27 until March 2, 2022 at the Long Beach Convention & Entertainment Center with OOCL being a proud sponsor. This year's theme was focused on "Relationship Matter" as it is the first time since 2019 that an in-person meeting is held.

TPM22

27 February – 2 March 2022
Long Beach, California



We take it personally

[Return to Top](#)