

CUSTOMER

NEWSLETTER

April 1, 2022

Inside This Issue:

[Introduction](#)

[Real Time Release: NY/NJ demurrage payment e-portal](#)

[Container inspection policy for DG and potential DG cargo](#)

[Did you know: you can submit rate inquiries on OOCL.com?](#)

[My OOCL Center: Bill of lading print and view](#)

[Pro-Tip: Bill of lading paper](#)

[OOCL's core values](#)



OOCL
We take it personally

Dear Valued Customer,

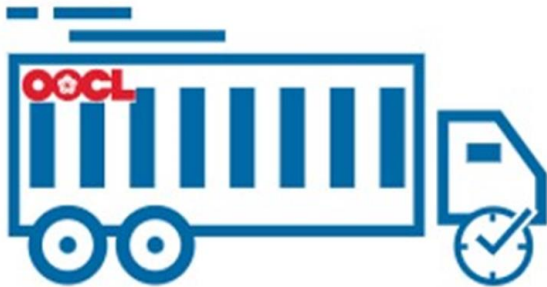
Thank you for your interest in our newsletter.

We hope you find our most recent edition informative and please contact OOCL for your ocean transportation needs.

OOCL
We take it personally.

[Return to Top](#)

Real Time Release: NY/NJ demurrage payment e-portal



REAL TIME RELEASE

NY/NJ Demurrage Payment e-Portal

Real Time Release platform is OOCL's custom e-payment application and the exclusive means to pay OOCL's demurrage at the ports of New York and New Jersey.

WATCH OUR TUTORIAL VIDEO



CONTACT US

OOCLECOM@oocl.com

[Return to Top](#)

Container inspection policy for DG and potential DG cargo

About the program

To ensure safety and compliance both on shore and at sea, OOCL continues to prioritize our container inspection program. This utilizes a random inspection process where there is an additional verification element before loading dangerous goods (DG) and potential DG cargo.

Responsible parties

Customers must provide OOCL with accurate and complete cargo information to ensure all hazardous cargo are properly declared and handled according to the IMDG regulations.

Container Safety

In addition, confirm that all cargo is properly classified, packed, stowed, and documented in accordance with applicable regulations. For more information on securing your cargo, this [link](#) contains a guide from the World Shipping Council.

Cargo Misdeclaration

Any discrepancies between the documents and what is physically inside the container will result in a Cargo Misdeclaration Fee. Any charges or penalties that are associated with the misdeclaration will be for the account of cargo.



[Return to Top](#)

Did you know: you can submit rate inquiries on OOCL.com?

OOCL.com allows you to submit rate inquiries by filling out a form on our site and our sales department will provide a response within 24 hours.



Step by step on how to submit a rate inquiry

1. Visit our OOCL.com site.
2. Click on the "Contact Us" header on the right up corner.
3. Then click on the blue hyperlink for Rate Inquiry.
4. Alternatively, you can go directly to [this link](#) to fillout the form.
5. On the form, fill out the required fields(*) and click on the "Submit" button at the bottom of the page.
6. Once submitted, our sales department will follow-up with the request.



Did you know?

Contact Us

Tariffs and Rates

For rate information (ocean freight and associated charges), please complete the form below and send to us by pressing the Submit button. All mandatory fields are denoted by *.

Contact information

Title:	<input type="radio"/> Mr. <input type="radio"/> Mrs. <input type="radio"/> Ms.	Name:	<input type="text"/>
Company: *	<input type="text"/>	Email Address: *	<input type="text"/>
Tel No.:	<input type="text"/>	Country / Region: *	-- Select Country / Region --
State / Province: *	<input type="text"/>		
Company Address: *	<input type="text"/>		

Route Information [< link to Service Routes >](#)

Place of Receipt		Place of Delivery	
City: *	<input type="text"/>	City: *	<input type="text"/>
State / Province:	<input type="text"/>	State / Province:	<input type="text"/>
Country / Region: *	-- Select Country / Region --	Country / Region: *	-- Select Country / Region --
Load Port:	<input type="text"/>	Discharge Port:	<input type="text"/>
Haulage Requirement: *	-- Select --	Haulage Requirement: *	-- Select --

Cargo Description

Commodity: *	<input type="text"/>	
Cargo Type: *	-- Select --	
Container Type: *	<input type="checkbox"/> 20' <input type="checkbox"/> 40' <input type="checkbox"/> 40' HQ <input type="checkbox"/> 45' HQ <input type="checkbox"/> Open Top <input type="checkbox"/> Flatrack	-<link to Container->
Mode: *	-- Select --	
Quantity: *	<input type="text"/>	
Other Requirements:	<input type="text"/>	(Please specify measurement and weight for Open Top and Flatrack. IMO class for dangerous cargo. Moreover, you may input other shipping information if available.)
Expected Shipping Period: *	From* <input type="text" value="Mar,2022"/> To* <input type="text"/>	-< link to Sailing Schedules >
Payment Term: *	-- Select --	

Reply Preference [-< link to Country Information >](#)

Reply By:	<input type="checkbox"/> Email	<input type="checkbox"/> Phone
	<input type="checkbox"/> Sales Contact	
Additional information Required:	<input type="checkbox"/> Local/Destination Surcharge Information	
	<input type="checkbox"/> Sailing Schedules	
	<input type="checkbox"/> Trade Brochure	

[Return to Top](#)

My OOCL Center: Bill of lading print and view



MOC- My OOCL Center



BL View/Print Guide

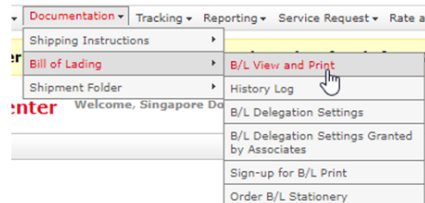
My OOCL Center allows users to view and print OOCL bill of ladings. For seaway bills, you can utilize plain white paper. For original bill of ladings, please utilize OOCL stationary to print your bill.

1 Log into MOC

Log into your “My OOCL Center” at www.oocl.com with your user ID and password.

2 Select “Documentation”

From the main menu, make the following selection: Documentation → Bill of Lading → B/L View and Print



3 Search B/L number

Enter in B/L number and ensure there is no space following the last digit. Please note: Only input the numeric number of the B/L.

B/L Search

Please click [Download](#) to download the latest version. If you already have the latest version, please click [Print](#) or the Print button (fc)

Search by

Required:

Booking or B/L Number

Booking Number:

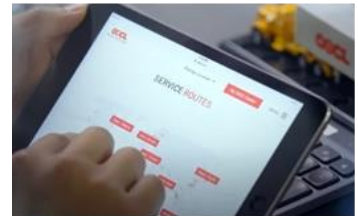
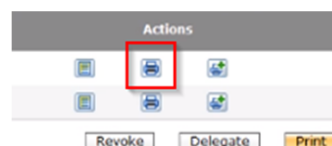
B/L Number:

B/L Number:

Only letter (a-z, A-Z), number (0-9) are allowed.

4 Click on the “Print” icon

To print the respective bill of lading, click on the print icon under the “Actions” column.



Pro-Tip: Bill of lading paper

PRO TIP Bill of Lading Paper

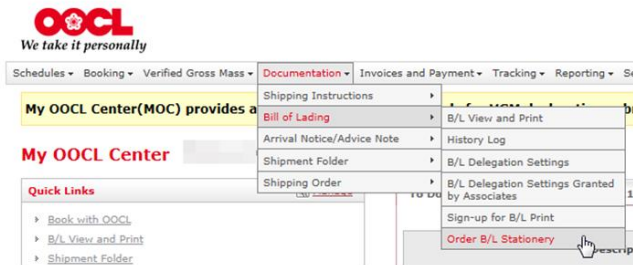
Did you know you can order online Bill of Lading paper to facilitate business handling and at home printing? Once your order is submitted, you should receive OOCL's stationary within 6 business days.

1 Log into MOC

Log into your "My OOCL Center" at www.oocl.com with your user ID and password.

2 Select "Documentation"

From the main menu, make the following selection: Documentation → Bill of Lading → Order BL Stationary



3 Fill out required information

In order to submit the order for OOCL Bill of Lading stationary, please fill out the required fields under: (1) Order Information and number of sheets (minimum of 500), (2) Contact Information and (3) Mailing Information section. Please ensure your address is up to date. Once you have completed the form, please click on the "Submit" button.

Stationery Order - New

Stationery Order Details

*Required.

Order Information

Quantity: 1000 Sheets

Required by: 25 May 2020 Date: Time Zone: United States, MST/MDT (Mountain Time)

Contact Information

User Name: Dominique Van der Waken (First Name, Last Name)

E-mail Address: test@email.com

Primary Phone Number: 1-801-111666

Secondary Phone Number: [Country] - [Area] - [Local]

Primary Fax Number: [Country] - [Area] - [Local]

Secondary Fax Number: [Country] - [Area] - [Local]

Mailing Information

Street: 123 ABC street

City: Salt Lake City

Country / Region: United States

Zip Code / Postal Code: 84099

NOTICE: We collect personal information on this site. To learn more about how we use your information, please see our [Privacy and Security Statement](#)

Advantages



24/7 online access



Automatically sends stationary to the address on file.



Order minimum of 500 sheets.



Expedite printing in house.



5-7 business day turn around time to receive stationary.



Cost savings without courier expenses.

[Return to Top](#)

OOCL' core values



People, People, People

As a successful corporation OOCL understands that its continued success and growth depends upon the skills, dedication and teamwork of its employees. People are our greatest asset, and this is why People, People, People is the first core value.



Excellence Through Quality

We embrace continual improvement. Striving to do the right things right the first time, we adopt quality tools to pursue performance excellence.

We strive for innovation. We challenge our processes, think beyond boundaries and look for innovative ways to create value for our customers.



OUR PHILOSOPHY

To be the best and most innovative international container transport and logistics service provider; providing a Vital Link to world trade and creating value for our customers, employees, shareholders and partners.



Customer Focus

OOCL prides itself on its focus on the customer – our partner. We believe in long-term, mutually beneficial relationships with our customers and create value through collaboration to enhance customer competitiveness.

We Take It Personally for our customers – going beyond normal job responsibilities to serve our customers both internally and externally.



Community Responsibility

Aware that our communities contribute to our success, OOCL embraces Community Responsibility as one of our core values.


We maintain high safety standards and demonstrate our concern for the environment.

We embrace an ethically-sound code of conduct.



OOCL'S CORE VALUES

- PEOPLE, PEOPLE, PEOPLE
- CUSTOMER FOCUS
- EXCELLENCE THROUGH QUALITY
- COMMUNITY RESPONSIBILITY



We take it personally

[Return to Top](#)