

CUSTOMER

NEWSLETTER

December 9, 2022

Inside This Issue:

[Introduction](#)

[New Feature: N2C3 Lite Customer Dashboard](#)

[Customer service email support for bulk agricultural commodities](#)

[Port of Long Beach opens nation's first public charging stations](#)

[My OOCL Center: Change of destination](#)

[Pro-Tip: Last free day](#)

[Sailing schedule subscription](#)



OOCL
We take it personally

Dear Valued Customer,

Thank you for your interest in our newsletter.

We hope you find our most recent edition informative and please contact OOCL for your ocean transportation needs.

OOCL
We take it personally.

[Return to Top](#)

New Feature: N2C3 Lite Customer Dashboard

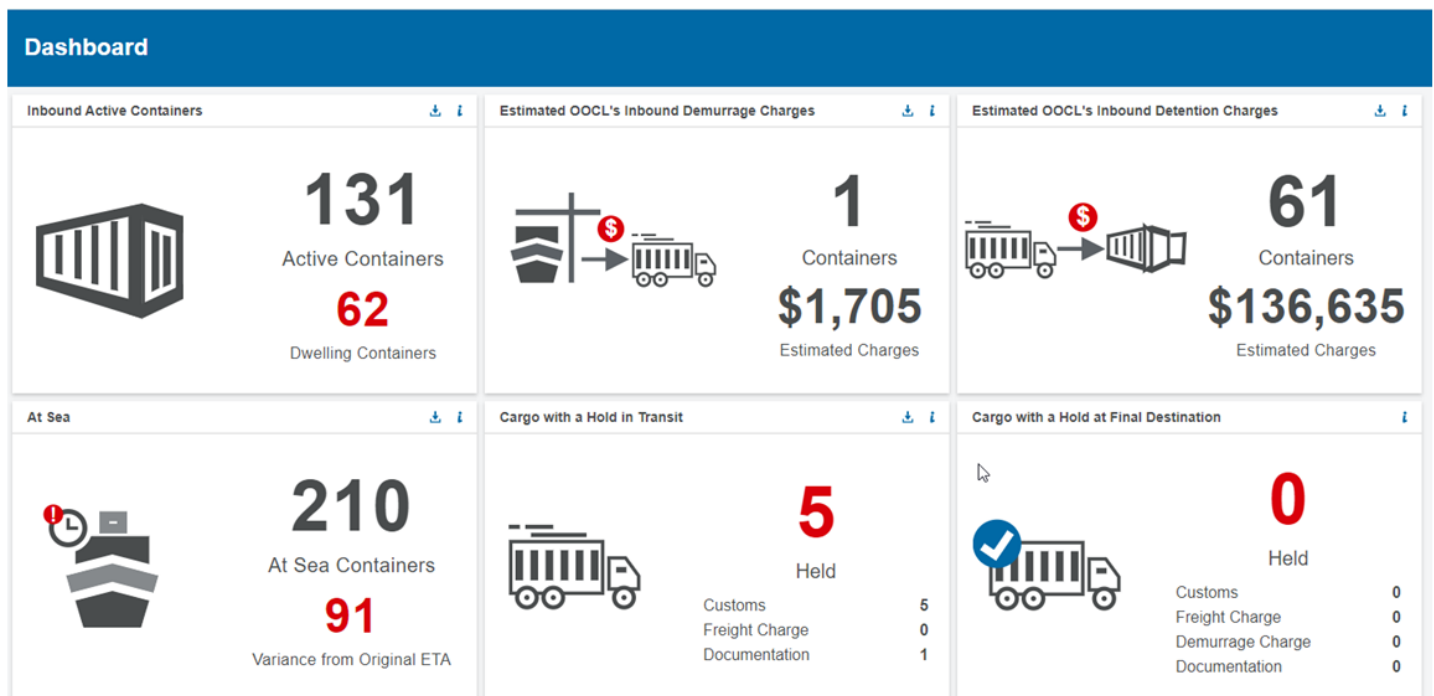


INTRODUCING THE NEW IMPORT N2C3 LITE CUSTOMER DASHBOARD

A snapshot of your OOCL inbound shipments at your fingertips.

Data Transparency. Information Agility. Exception Management.

We are pleased to announce a brand-new feature to quickly notify you of ETA variances and estimated detention and demurrage charges for your inbound cargo(s) to North America.



CONSOLIDATED
 REPORTS

LIVE DATA

VISUALIZATION
 AID ALERT

For more information, contact us at OOCLCOM@oocl.com.



[Return to Top](#)

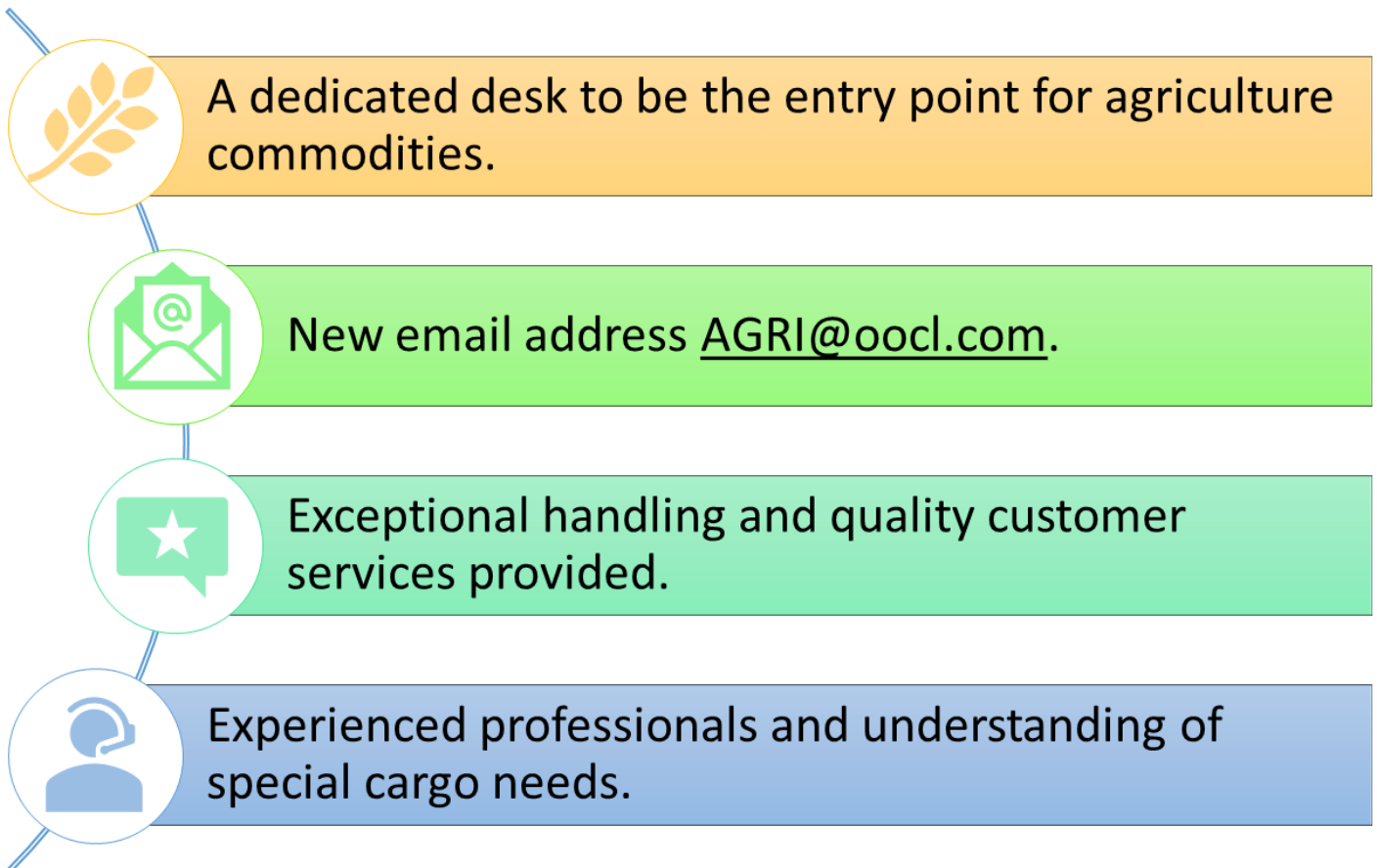
Customer service e-mail support for bulk agricultural commodities

OOCL is pleased to advise a change to our dedicated customer service team specializing in handling agricultural commodities.

Please update your records to utilize the email AGRI@oocl.com as the contact address for all inquiries related to your bulk agricultural exports.

This email will replace CHIBULK@oocl.com, and AGRI@oocl.com should be utilized for your future email correspondence to OOCL on this specific commodity segment.

NEW! AGRI DESK



Port of Long Beach opens nation's first public charging stations

The Port of Long Beach announced the opening of the first two public charging stations in the nation for electric vehicles. As an industry leader in advancing cleaner cargo movement, the Port achieves another milestone towards their zero emission efforts.

They have partnered with EV Connect—a leading provider of charge-management solutions for electric vehicles—to provide the stations at the Clean Truck Program Terminal Access Center. The heavy-duty electric trucks servicing the area of San Pedro Bay port terminals can now charge for free at the new stations.



Photo courtesy of the Port of Long Beach

In order to tackle greenhouse gases and criteria pollutants, the Port of Long Beach has set a goal of all zero-emissions cargo-handling equipment by 2030 and a zero-emissions drayage truck fleet by 2035. About 17% of the cargo-handling equipment at the Port is electric powered, the largest such fleet in the United States. As a signal of zero-emissions progress, in September, the Port announced that a trucking company partner will convert to fully zero emissions by 2025 – 10 years before the 2035 goal.



As the second-busiest container seaport in the United States, the Port handles trade valued at \$200 billion annually and supports 2.6 million jobs across the nation, more than 575,000 in Southern California, and more than 50,000 jobs – or 1 in 5 – in Long Beach.

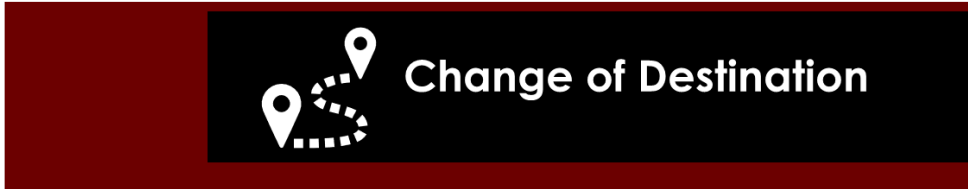
The Port of Long Beach is one of the few U.S. ports that can welcome today's largest vessels, serving 175 shipping lines with connections to 217 seaports around the world. Goods moving through the Port of Long Beach originate in or are destined for every congressional district in the United States. In 2021, the Port handled more than 9.4 million container units, achieving the busiest year in its history.

For more information, please visit the Port of Long Beach [site](#).

My OOCL Center: Change of destination



MOC- My OOCL Center

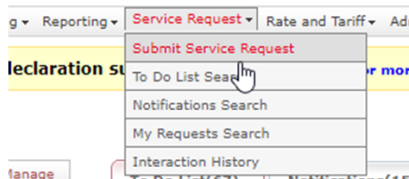


My OOCL Center (MOC) features the ability to submit a Change of Destination (COD) for your North America export shipments after the container(s) has loaded on the vessel.

Please note that the request for diversion of cargo to be received by carrier **at least 3 business days prior to (whichever is earliest):**

- (1) the arrival of vessel at original port of discharge or final destination OR
- (2) the arrival of vessel at new port of discharge or new final destination.

1 Log into MOC and click on “Service Request” option from the menu then select “Submit Service Request.”



2 Enter your booking number and click on “Search.” Then click on the blue hyperlink associated with the option of “Export Change of Destination North America.” Then fill out the COD form.

Create Service Request

Search Related Shipment

Bill of Lading Number: Search

Booking Number: Search

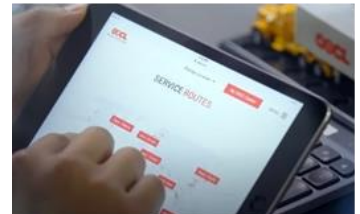
Container Number: Search

Invoice Number: Search

Vessel Voyage: Vessel Name: Voyage Number: Search

Reference Number: Search

Service Request	Type <i>Tip</i>	Description/Handling Instruction
AES-Canada Proof of Report Information	Online	Submit your AES or Canada Proof of Report Information
Add-Change Booking Reference Information	Online	Amend rate reference or add/remove/change other reference numbers
Booking-Container Amendment Request	Online	Increase/Split/Roll/Reduce booking
Cancel Booking Request	Online	Request booking cancellation
Change Booking Parties Request	Online	Change Shipper, Forwarder or Consignee
Change Booking Routing Request	Online	Request routing change prior to vessel departure.
Change Cargo Nature or Description Request	Online	Change cargo Nature(type) or commodity description
Export Carrier Door Pickup Instructions	Online	Submit your door pickup instructions for export door pickup
Export Change of Destination North America	Online	Export Change of Destination for cargo originating in North America after container(s) loaded onboard vessel



Pro-Tip: Last free day

PRO TIP Last Free Day

My OOCL Center allows you to view the demurrage and detention Last Free Day (LFD) for import containers on your bills of lading using My OOCL Center or OOCL's public website.

1

Log into MOC

Log into your "My OOCL Center" at www.oocl.com with your user ID and password.

2

Use the search box on the MOC welcome page

Enter the bill of lading number and select "Shipment Details."

3

Shipment Details

Scroll down the page and there will be LFD information under the "Detention & Demurrage Information at Destination" section.

Detention & Demurrage Information at Destination

4

Searching via OOCL.com

- LFD can also be viewed via OOCL.com using the tracking search feature. Go to www.oocl.com and under "Tracking" type, choose "Container #" from the dropdown and enter the container number and hit search.

- Choose the "Detention and Demurrage" tab in the tracking details to view the last free day information.

Cargo Tracking

Search Result - Container Number

Container Number	Container Size Type	Quantity	Gross Weight	Verified Gross Mass	Event	Latest Event Location	Time	Final Destination
40HQ	Case	6	6170.000 KGS	9250.000 KGS (Submitted)	Picked Up for Delivery	Napoleon Terminal, New Orleans, United States	27 Jan 2022, 15:49 CST	New Orleans, Orleans, Louisiana, United States

Detail of OOCL Container: [Detailed Container Specification Enquiry](#)

Linked Reference Number: [Detailed Container Specification Enquiry](#)

Routing | Equipment Activities | **Detention & Demurrage**

At Origin: Earliest Empty Pickup Date: 29 Nov 2021, 00:00 CET (Actual)

At Destination:

- Inbound Demurrage Free Time: 5 Working Days
- Demurrage Last Free Date: 28 Jan 2022, 23:59 Local (Actual)
- Proposed Detention Free Time: 5 Working Days
- Detention Last Free Date: 03 Feb 2022, 23:59 Local (Actual)



Last Free Day Alert Features:



Accurate Data and Information



Quickest way to obtain information



User-friendly Platform



24/7 Access and Availability

[Return to Top](#)

Sailing schedule subscription

Apart from the regular sailing schedule offered on OOCL.com that allows you to print and download ad hoc reports, our online platform My OOCL Center (MOC) provides advanced features such as creating automated reports.

How to setup sailing schedule subscription:

1. Go to OOCL.com and login to MOC.
2. From the main menu, click on "Schedules" and then select "Sailing Schedule Search" option.
3. Search for your desired port pairs and sailing date range and then click on the "Search" button.
4. After the search results populate, click on the button "Save as My Favorite Query." A pop-up screen will ask the name of your favorite query. Type the name and click on the "Save" button.
5. After saving your favorite query, go back to the top and click on "Schedules" from the main menu and then click on "My Favorite Queries." Click on the "Update" link to update your subscription with the desired frequency and delivery method.

The frequency to receive sailing schedules can be setup on a daily, weekly, twice a week, bi-weekly, or monthly basis.

