



NORTH AMERICA CUSTOMER NEWSLETTER

April 28, 2023

Inside this Issue:

[OOCL Spain Maiden Voyages](#)

[Safety First- Battery powered and hybrid vehicles](#)

[Container inspection policy for DG and potential DG](#)

[MOC: Shipment Folder- Hazardous booking\(s\)](#)

[Pro Tip: Customizing booking templates with remarks](#)

[OOCL's company philosophy](#)




We take it personally

OOCL Spain Maiden Voyages

During the months of March and April 2023, OOCL's first 24,188 TEU mega vessel—OOCL Spain—has successfully made her maiden voyage calling various ports in the Far East.

The video below shows the OOCL Spain's maiden call to the Port of Hong Kong--a new record setting as the largest container vessel calling the Hong Kong port and it is one of the largest container ships in the world.



[Return to top](#)

Safety First- Battery powered and hybrid vehicles

It is important to understand the key differences between battery-powered and hybrid vehicles, compared to traditional vehicles, risk factors, and classification requirements. Also, it is critical to identify at the time of booking what type of vehicle is being shipped with additional restrictions that may be in place.

What information does OOCL ask for?

To protect all stakeholders in an export transaction, we will request the accompanying MSDS, DG Certificate, Schedule B number, HS Code, and may ask for photographs to validate vehicle classification.

Differences Between Battery-Powered and Hybrid Vehicles:

Battery Electric Vehicles are electric vehicles that utilize chemical energy that is stored in rechargeable battery packs. Electric vehicles use electric motors instead of, or in addition to, internal combustion engines.

Hybrid Electric Vehicles are powered by an internal combustion engine and an electric motor, which uses energy stored in batteries. A hybrid electric vehicle cannot be plugged in to charge the battery. Instead, the battery is charged through regenerative braking and by the internal combustion engine.

.....

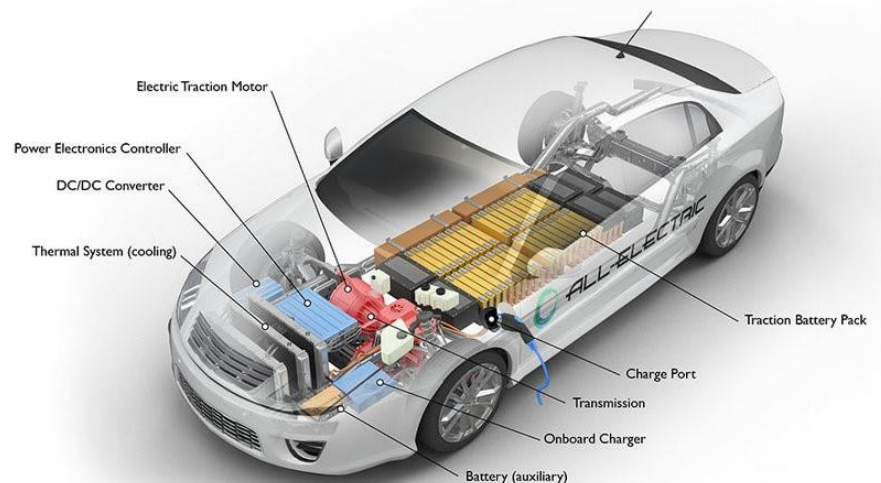
SAFETY FIRST BATTERY-POWERED AND HYBRID VEHICLES

At OOCL, the safety of our crews, vessels, and cargo take the highest priority. To protect all stakeholders during an export transaction, we will request the accompanying MSDS, DG Certificate, Schedule B no., HS Code, and may ask for photographs to validate vehicle classification.



Both vehicles have in common the overall quantity and type of batteries utilized [lead-acid, nickel-metal hydride (NiMH), or lithium-ion (Li-ion)] in comparison to internal combustion engines. **This requires additional review and classification under the IMDG Code.**

All-Electric Vehicle



efdc.energy.gov

Container inspection policy for DG and potential DG

About the program

To ensure safety and compliance both on shore and at sea, OOCL continues to promote and prioritize our container inspection program. This utilizes a random inspection process where an additional verification element takes place before loading dangerous goods (DG) and potential DG cargo onboard the vessel.

Responsible parties

Customers need to provide OOCL with accurate and complete cargo information to ensure all hazardous cargo is properly declared and handled according to the IMDG regulations.

Container Safety

In addition, the customer is accountable to confirm that all cargo is properly classified, packed, stowed, and documented in accordance with applicable regulations.

Cargo Misdeclaration

Any discrepancies between the documents and what is physically inside the container might result in a Cargo Misdeclaration Fee. Any charges or penalties that are associated with the misdeclaration would be for the account of cargo.



MOC: Shipment Folder- Hazardous booking(s)



MOC- My OOCL Center

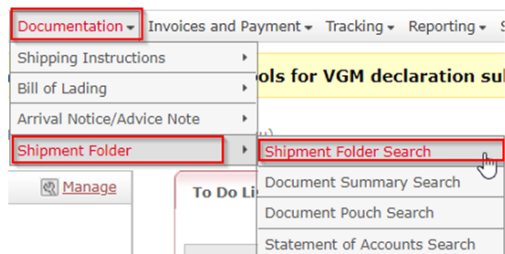


Shipment Folder- Hazardous booking with multiple containers

My OOCL Center (MOC) offers customers the ability to upload required documents for their booking. This is an essential feature especially for those customers handling hazardous goods that needs to upload documentation on a container level when there are multiple containers for the same booking.

1

Once you have logged into your My OOCL Center account navigate to “Documents”, “Shipment Folder”, “Shipment Folder Search”, then enter your booking number and click search.



2

The shipment folder will list the documents required by OOCL under the “Required by OOCL” tab. This is also used when HAZ doc is not showing.

3

The Add Document **Add Document** button will allow you to upload multiple required documents at the same time and has additional document names to select from. By utilizing the “Remarks” field, you can add the container # for easy identification.

The form contains four rows for adding documents. Each row has a 'Document Name' dropdown, a 'Select Document' button with a file selection status, and a 'Remarks' text field. The first row has 'Preliminary DG Certificate' selected and 'Container 1' in remarks. The second row also has 'Preliminary DG Certificate' selected and 'Container 3' in remarks. The third row has 'Material Safety Data Sheet' selected and is empty in remarks. The fourth row has 'DG Tank Certificate Inspection Report' selected and is empty in remarks.

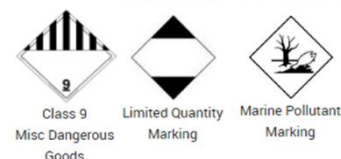
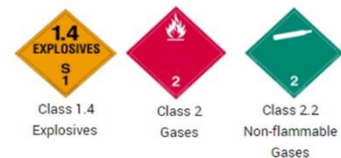
4

The “Document Status” column will let you know if the document is required, verified or rejected. You will also see a time stamped confirmation for uploaded documents.

More information on Hazardous Shipment Requirements

For hazardous bookings required documents may include:

- Preliminary DG
- Final DG - DG Certificate for International transport. (This includes container #, Seal# and signature)
- When required, the Material Safety Data Sheet (MSDS) can be uploaded under its given name.
- Tank Certification/Tank Container Periodic Inspection Report must be provided for DG tank containers indicating tank is under current certification



[Return to top](#)

Pro-Tip: Customizing booking templates with remarks

PRO TIP

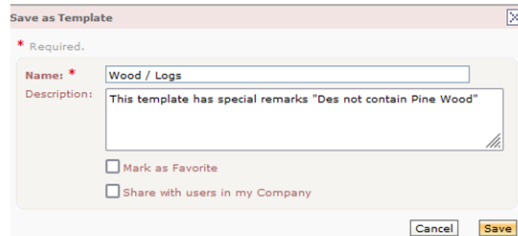
Customizing Booking Templates with remarks


With My OOCL Center you can create templates to expedite the submission process in case of frequent, repetitive bookings. In addition, you may also include booking remarks to provide additional information for our customer service review.

- 1 Log into MOC and click on “Booking” and then “Booking Request.” In the section “Remarks for Entire Booking”, you can add special notes. For example, “This commodity does not contain pine wood”. After completing your booking form, click on the “Save as Template” button in the lower right corner.



- 2 Name your booking template. You can also mark it as a favorites and share with other colleagues. Make sure to click on the “Save” button.

A screenshot of the 'Save as Template' dialog box. It contains a 'Name' field with the text 'Wood / Logs', a 'Description' field with the text 'This template has special remarks "Des not contain Pine Wood"', and two checkboxes: 'Mark as Favorite' and 'Share with users in my Company'. At the bottom right are 'Cancel' and 'Save' buttons.

- 3 To use an existing template for a new booking, go to the main menu and select “Booking” and then the option “Booking Templates.” When you click on the blue arrow  in the “Actions” column, it will open the template and allow you to submit a new booking. You can still make changes before submitting the booking.

Booking Templates

My Templates

My Company Templates

Shared by Associates

Shared by OOCL

Templates 4/4

Search by Name

Search

	Template Name	Description	Shared	Favorite	Created	Last Modified	Actions
	SPCWEB				27 Mar 2020, 15:38	27 Mar 2020, 15:38	

Source: 1 of 1 (1)

Add Template

Batch Delete

Remarks for Entire Booking Additional Features



Clarifying Commodity Description

To facilitate booking process, you can elaborate on what the cargo description does or does not contain (ex: “Does not contain pine wood”).



Shipper Owned Container or Tank

To facilitate booking process, you can provide the container number in the remarks field.



Marine Terminal Destinations

If the port of discharge has multiple terminals, you can request a specific terminal in the remarks field to clarify booking request.



[Return to top](#)

OOCL's company philosophy

OOCL's Mission Statement

To be the best and most innovative international container transport and logistics service provider; providing a Vital Link to world trade and creating value for our customers, employees, shareholders, and partners.

Our Core Values



We take it personally

[Return to top](#)