



CUSTOMER NEWSLETTER

January 3, 2025

INSIDE THIS EDITION:

[OOCL Upgrades Trans-Atlantic Services from North Europe to North America](#)

[OOCL Account](#)

[Did you know: How to Upload Revised Documentation?](#)

[MOC: Shipment Folder Alerts](#)

[Pro-Tip: Booking Acknowledgement](#)

[Happy New Year!](#)



We take it personally

OOCL's Mission Statement

To be the best and most innovative international container transport and logistics service provider; providing a Vital Link to world trade and creating value for our customers, employees, shareholders, and partners.

Customer Feedback

We believe in long-term, mutually beneficial relationships with our customers and create value through collaboration to enhance your experience. We would love to hear from you.

Click [here](#) to share your comments.

Follow us:



OOCL Upgrades Trans-Atlantic Services from North Europe to North America

We are pleased to announce an upgrade to our Trans-Atlantic services beginning in February 2025.

OOCL in conjunction with COSCO Shipping Lines ("COSCO"), CMA CGM ("CMA CGM"), Evergreen Line ("EMC"), and Ocean Network Express ("ONE") will operate a three North Europe Trans-Atlantic service loop cooperation.

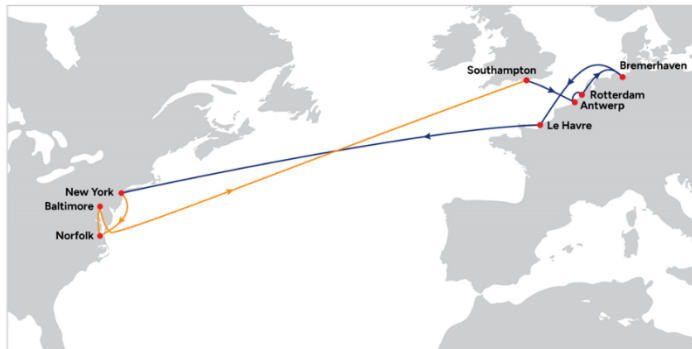
These three Trans-Atlantic services will have competitive and reliable products between North Europe and North America East Coast/Gulf with comprehensive and unique coverage of 14 ports.

In addition, OOCL will offer direct coverage from North Europe to US West Coast ports of Los Angeles and Oakland via a separate slot charter agreement.

Here are the port rotations for the new services:

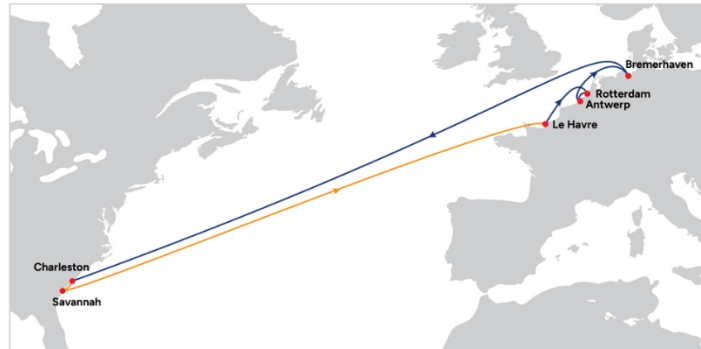
ATE1 - Atlantic East Coast 1

Southampton - Antwerp - Rotterdam - Bremerhaven - Le Havre - New York - Norfolk - Baltimore - Southampton



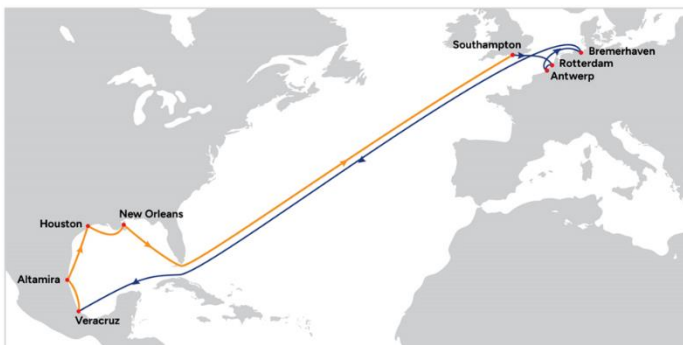
ATE2 - Atlantic East Coast 2

Le Havre - Rotterdam - Antwerp - Bremerhaven - Charleston - Savannah - Le Havre



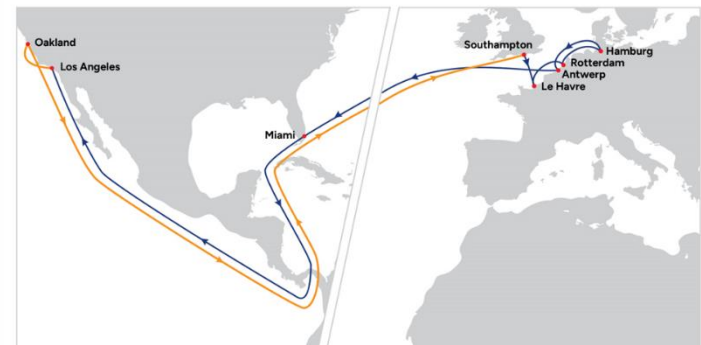
ATG - Atlantic Mexico/Gulf Coast

Southampton - Rotterdam - Antwerp - Bremerhaven - Veracruz - Altamira - Houston - New Orleans - Southampton



ATW - Atlantic West Coast

Southampton - Le Havre - Rotterdam - Hamburg - Antwerp - Miami - Los Angeles - Oakland - Southampton



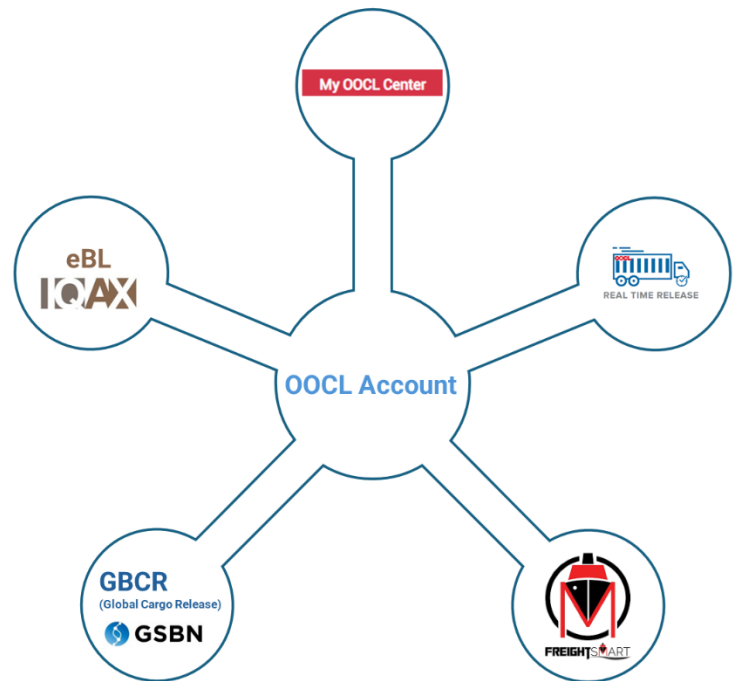
For more information, please visit our [site](#) to read the full press release.

OOCL Account

OOCL Account is an integrated platform that features an effortless and secured login to My OOCL Center (MOC) and other online services by utilizing a single email address for easy access to our online tools.

Spotlight:

- Centralized – OOCL Account allows you to access different OOCL applications utilizing the same email login credentials.
- Simple – You can use your email address to login, rather than remembering to utilize a specific User ID.
- Secure – The new OOCL Account is built on a cloud platform, featuring a robust and secure environment.
- Accessibility- It offers one place to manage administrative settings including access control, organization relations, etc.



Additional Features:

- OOCL Account features a new online booking form within MOC that offers a seamless booking experience and a new design. You can make a booking request in only 3 easy steps. In addition, the new booking form features a smart suggestion, which is a system recommendation based on previous booking data.
- Apart from MOC, the Global Cargo Release (GBCR), IQAX eBL, FreightSmart and Real Time Release (US only) online tools are supported via OOCL Account.
- The intent of OOCL Account is to bring together all online applications under one umbrella— simplifying your interaction with us.

Questions:

- To upgrade your account, simply follow [these steps](#) . For additional questions, please contact OOCLCOM@oocl.com.

Note: You will no longer be able to utilize your User ID and password to login to MOC after February 24, 2025. At that time, you will be required to utilize your email address associated with the OOCL Account.

Did you know: How to Upload Revised Documentation?

You can upload multiple versions of documents when necessary or add documents not listed in the “Required by OOCL” tab by utilizing the “Add Document” button within the Shipment folder feature.



Did you know?

- 1 From the main menu go to Documentation→ “Shipment Folder→Shipment Folder Search. Enter your booking number and click “Search”.

- 2 Click on the “Add Document” button on the bottom right-hand corner of the page.

- ✓ **NEVER OVERRIDE** an original document. This is important so that a stamp dated history is visible to all parties.

- 3 Using the drop-down menu, choose the desired document type.

- ✓ It is suggested to utilize the “Remarks” field so as to distinguish multiple versions of the same documents.

- ✓ Within the Shipment Folder, you are now able to see the stamp dated history of the respective document upload.

Details of the Shipment Folder								
Required by OOCL Provided by OOCL User-Defined								
All	Document Name	Booking Number	Received on	Uploaded Time	Uploaded from	Description/Remarks	Document Status	Actions
<input type="checkbox"/>	AES (for US laden cargo)						Requested	
<input type="checkbox"/>	DG Certificate for International Transport						Requested	
<input type="checkbox"/>	Verified Gross Mass						Requested	
<input type="checkbox"/>	Shipping Instruction/BL Master						Requested	
<input type="checkbox"/>	Preliminary DG Certificate		26 Dec 2024, 01:38 EST	26 Dec 2024, 19:38 EST		Version 1	Verified	
<input type="checkbox"/>	Material Safety Data Sheet		26 Dec 2024, 01:38 EST	26 Dec 2024, 19:38 EST		Version 1	Verified	

MOC: Shipment Folder Alerts



MOC- My OOCL Center



Shipment Folder Alerts

My OOCL Center allows users to setup e-mail notifications for any updates to documentation (e.g. Hazardous) that have been uploaded to the Shipment Folder. Notifications include when the document is under review, accepted, rejected, or if the document has been deleted.

1

To initiate the “Shipment Folder Alerts”, log into MOC and click on the “Administration” main menu option and then select “My Profile.” Click on the “Email Subscription” tab.



My OOCL Ce

Schedules • Booking • Verified Gross Mass • Documentation • Invoices and Payment • Tracking • Reporting • Service Request • Rate and Tariff • Administration

My Profile

My Profile • Change Password • Change PIN • Company Profile

Primary Information • Preferences • Access • **E-mail Subscriptions** • Quick Link

Define your Subscriptions. Mark the corresponding option as ☒ if you would like to receive the e-mail notification(s).

2

Scroll down to the “Shipment Folder” section. To activate the notification, please check the ✓ box next to the category and click on the “Save” button at the end of the page.



Shipment Folder – Hazardous Document Upload

You can receive a notification when your Preliminary or Final IMO is under review, approved or rejected.

It is recommended to at minimum subscribe to the 3rd option (highlighted below) within the Shipment Folder section, so you are notified when any documents are verified/accepted or rejected by OOCL.

Shipment Folder

- OOCL Provided Document:
 - ☐ Receive e-mail notification when OOCL uploads / deletes the document ([Sample](#))
- OOCL Required Document:
 - ☐ Receive e-mail notification for the document upload request ([Sample](#))
 - ☐ Receive e-mail notification when the document I uploaded is under review ([Sample](#))
 - ☒ Receive e-mail notification when the document I uploaded is verified / rejected ([Sample](#))
 - ☐ Receive e-mail notification when the document I uploaded is deleted ([Sample](#))
 - ☐ Receive e-mail notification when the document non-shipment party uploaded is verified ([Sample](#))
 - ☐ Receive e-mail notification when the document non-shipment party uploaded is rejected ([Sample](#))
 - ☐ Receive e-mail notification when the document non-shipment party uploaded is deleted ([Sample](#))
- Document Pouch:
 - ☐ Receive e-mail notification when another user creates or modifies a document pouch ([Sample](#))



[Return to top](#)

Pro-Tip: Booking Acknowledgement

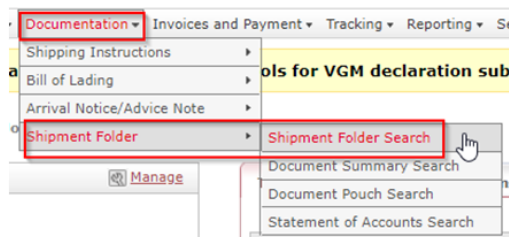
PRO TIP

Booking Acknowledgement

How to obtain a copy

After your booking has been created, you will receive a booking acknowledgement (BA) with details about your shipments including booking status, route information including cutoff dates and required documentation. To obtain a copy of your latest BA version for your booking, My OOCL Center (MOC) provides easy access per the steps outlined below.

- 1 Login to MOC with your sign on credentials.
- 2 From the main menu, click on “Documentation” then “Shipment Folder” and select “Shipment Folder Search.”



- 3 Input your booking number and click on the “search” button. Then click on the “Provided by OOCL” tab and a copy of the most recent booking acknowledgement will be available for download by clicking on the download icon under “Actions” column.

Shipment Folder Search

Submit your Service Request to OOCL Online.

Search by

Bill of Lading Number: Search

Booking Number: Search

Container Number: Search

Reference Number: Search

Search Result

Booking #	B/L #	Container #	Vessel Voyage	Origin	Port of Load	Port of Discharge	Destination
123456789			CMA CGM BEANCA 955E	New Orleans, Louisiana, United States	New Orleans 12 Feb 2024, 01:00 CST (estimated)	Le havre 23 Feb 2024, 14:00 CET (estimated)	Le Havre, Haute Normandie, France

Details of the Shipment Folder

Required by OOCL **Provided by OOCL** User-Defined

All	Document Name	Booking Number	Bill of Lading Number	Uploaded Time	Description/Remarks	Actions
<input type="checkbox"/>	Booking Acknowledgement					

Submit Service Request Document Pouch Batch Download

Happy New Year!

As we begin a new year, OOCL is committed to creating value to your business needs, and to remain a vital link to world trade.

Wishing our valued customers a happy and prosperous 2025!

